

Avalanche Forecast

Tuesday 04 12 2018

Published 03 12 2018, 17:00



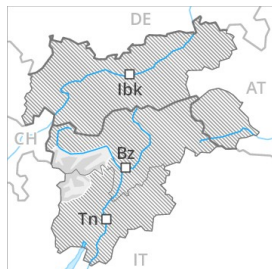
Avalanche.report



Danger level	Characteristics	Recommendations for backcountry recreationists
5 very high	Disaster situation Numerous large and very large natural avalanches can be expected. These can reach roads and settlements in the valley.	You are advised not to engage in winter sports beyond open ski runs and trails.
4 high	Very critical avalanche situation Natural and often large avalanches are likely. Avalanches can easily be triggered on many steep slopes. Remote triggering is typical. Whumpf sounds and shooting cracks occur frequently.	Stay on moderately steep terrain. Heed runout zones of large avalanches. Unexperienced persons should remain on open ski runs and trails. Around 10 % of avalanche fatalities.
3 considerable	Critical avalanche situation Whumpf sounds and shooting cracks are typical. Avalanches can easily be triggered, particularly on steep slopes with the aspect and elevation indicated in the avalanche bulletin. Natural avalanches and remote triggering can occur.	The most critical situation for backcountry recreationists. Select best possible route and take action to reduce risks. Avoid very steep slopes with the aspect and elevation indicated in the avalanche bulletin. Unexperienced persons are advised to remain on open ski runs and trails. Around 50 % of avalanche fatalities.
2 moderate	Mostly favourable avalanche situation Warning signs can occur in isolated cases. Avalanches can be triggered in particular on very steep slopes with the aspect and elevation indicated in the avalanche bulletin. Large natural avalanches are unlikely.	Routes should be selected carefully, especially on slopes with the aspect and elevation indicated in the avalanche bulletin. Travel very steep slopes one person at a time. Pay attention to unfavourable snowpack structure (persistent weak layers, old snow problem). Around 30 % of avalanche fatalities.
1 low	Generally favourable avalanche situation No warning signs present. Avalanches can only be triggered in isolated cases, in particular on extremely steep slopes.	Travel extremely steep slopes one person at a time and be alert to the danger of falling. Around 5 % of avalanche fatalities.



Danger Level 2 - Moderate



Tendency: Constant avalanche danger →
on Thursday 06 12 2018



Wind-drifted
snow



Fresh wind slabs require caution.

The fresh wind slabs are lying on unfavourable layers. The avalanche prone locations are to be found in particular in northwest to north to southeast facing aspects above approximately 2500 m and at transitions from a shallow to a deep snowpack. Winter sport participants can release avalanches in isolated cases, including medium-sized ones. Apart from the danger of being buried, restraint should be exercised as well in view of the danger of avalanches sweeping people along and giving rise to falls. The Avalanche Warning Service currently has only a small amount of information that has been collected in the field, so that the avalanche danger should be investigated especially thoroughly in the relevant locality.

Snowpack

Fresh and older wind slabs are in many cases small and can only be released by large loads in most cases. The old snowpack will be quite well bonded.

Danger Level 2 - Moderate



Tendency: Constant avalanche danger →
on Thursday 06 12 2018



Wind-drifted
snow



The wind slabs are easy for the trained eye to recognise and to be assessed with care and prudence.

The old snowpack remains in most cases well bonded. In some cases various wind slab layers are lying on the smooth surface of an old snowpack.

Snowpack

Danger patterns

dp 1: deep persistent weak layer


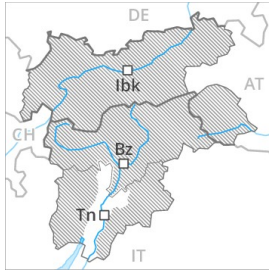
Fresh and older wind slabs represent the main danger.

Tendency

The snowpack remains in most cases favourable.



No Rating



Favourable
situation



Danger Level 1 - Low



Tendency: Constant avalanche danger →
on Thursday 06 12 2018



Favourable
situation



The snowpack remains generally well bonded.

The snowpack remains favourable at intermediate altitudes.

Snowpack

The surface of the snowpack is frozen, but not to a significant depth and will soften during the day.

Tendency

The snowpack will be quite stable.