

# Avalanche Forecast

## Saturday 22 12 2018

Published 21 12 2018, 17:00

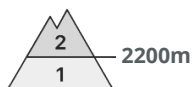
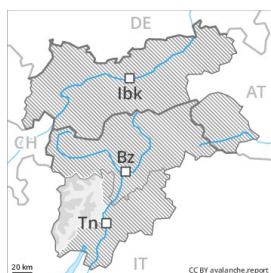


Avalanche.report





## Danger Level 2 - Moderate



**Tendency: Constant avalanche danger** →  
on Sunday 23 12 2018



Wind-drifted  
snow



Persistent  
weak layer



The danger exists in particular in alpine snow sports terrain. Fresh and somewhat older wind slabs are in many cases shallow but can only be released by large loads in most cases.

The mostly shallow wind slabs represent the main danger. They are to be found in particular adjacent to ridgelines in all aspects and in the high Alpine regions. Avalanches can be released, in particular by large loads and reach medium size. The avalanche prone locations are to be found especially on steep shady slopes above approximately 2200 m, and adjacent to ridgelines and in gullies and bowls in all aspects. Backcountry touring and other off-piste activities call for experience in the assessment of avalanche danger and careful route selection.

### Snowpack

The wind has transported the fresh snow significantly. The snowpack remains subject to considerable local variations in particular on wind-loaded slopes. Faceted weak layers exist in the snowpack in particular on rather lightly snow-covered shady slopes.

### Tendency

The backcountry touring conditions remain quite favourable. In some localities increase in danger as a consequence of warming during the day.



## Danger Level 1 - Low



**Tendency: Constant avalanche danger** →  
on Sunday 23 12 2018



Wind-drifted  
snow



Persistent  
weak layer



The danger exists in particular in alpine snow sports terrain. Fresh and somewhat older wind slabs are mostly shallow but to be assessed with care and prudence.

The mostly shallow wind slabs represent the main danger. They are to be found in particular adjacent to ridgelines in all aspects and in the high Alpine regions. Avalanches can as before be released, in particular by large loads, but they will be small in most cases. Individual avalanche prone locations are to be found especially on steep shady slopes above approximately 2200 m, and adjacent to ridgelines and in gullies and bowls in all aspects. Backcountry touring and other off-piste activities call for meticulous route selection.

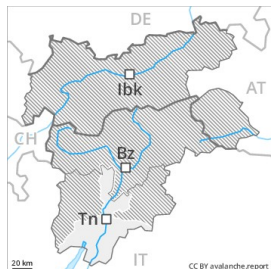
### Snowpack

The wind has transported the fresh snow significantly. The snowpack remains prone to triggering in particular on wind-loaded slopes. Faceted weak layers exist deep in the old snowpack especially on rather lightly snow-covered shady slopes.

### Tendency

The backcountry touring conditions remain mostly favourable. In some localities increase in danger as a consequence of warming during the day.

## Danger Level 1 - Low



**Tendency: Constant avalanche danger** →  
on Sunday 23 12 2018



Wind-drifted  
snow



2000m



Favourable  
situation



### In all altitude zones only a little snow is lying.

The avalanche prone locations are sometimes covered with fresh snow but are clearly recognisable to the trained eye, in particular in gullies and bowls above approximately 2000 m and adjacent to ridgelines and in pass areas. Apart from the danger of being buried, restraint should be exercised in particular in view of the danger of avalanches sweeping people along and giving rise to falls.

### Snowpack

In all altitude zones from a snow sport perspective, in most cases insufficient snow is lying. The snowpack will be generally stable.

### Tendency

In some localities increase in danger as a consequence of warming during the day.