

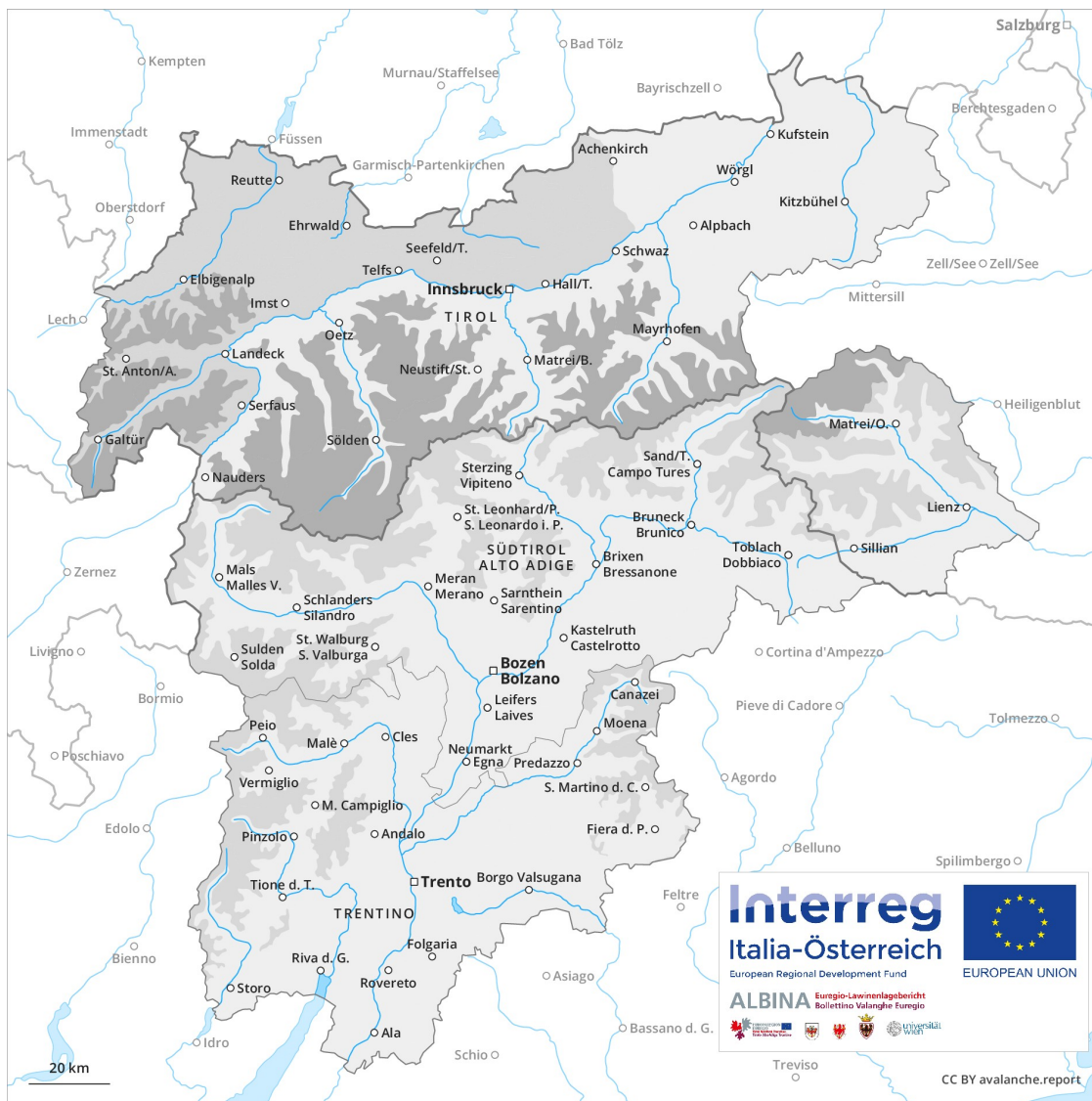
Avalanche Forecast

Saturday 29 12 2018

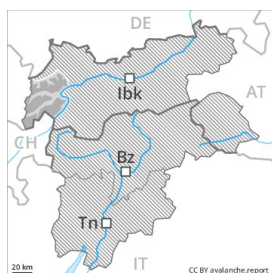
Published 28 12 2018, 20:14



Avalanche.report



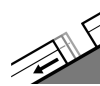
Danger Level 3 - Considerable



Tendency: Constant avalanche danger →
on Sunday 30 12 2018



Persistent weak layer



Gliding snow



Weak layers in the old snowpack necessitate caution and restraint. This applies in particular between approximately 2200 and 2700 m. Gliding avalanches below approximately 2400 m.

Weakly bonded old snow: Even single winter sport participants can release avalanches in some places, including dangerously large ones. This applies above approximately 2200 m and below approximately 2700 m. The avalanche prone locations are to be found on steep slopes of all aspects. Remotely triggered avalanches are possible in isolated cases. Especially transitions from a shallow to a deep snowpack are unfavourable. The current avalanche situation calls for meticulous route selection. The avalanche situation is more favourable in highly frequented off-piste terrain. In addition the somewhat older wind slabs of the last few days adjacent to ridgelines on north facing slopes are prone to triggering in some cases still, especially above approximately 2500 m. Below approximately 2400 m medium-sized and, in isolated cases, large gliding avalanches are possible. Areas with glide cracks are to be avoided.

Snowpack

Danger patterns

dp 4: cold following warm / warm following cold

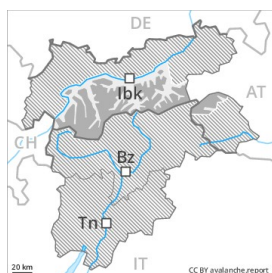
dp 2: gliding snow

Faceted weak layers exist in the centre of the snowpack in all aspects, in particular between approximately 2200 and 2700 m. The somewhat older wind slabs have settled a little.

Tendency

The avalanche danger will persist.

Danger Level 3 - Considerable



Tendency: Constant avalanche danger →
 on Sunday 30 12 2018



Persistent weak layer



Wind-drifted snow



Weak layers in the old snowpack necessitate defensive route selection.

Weakly bonded old snow: Even single winter sport participants can release avalanches in some places. This applies above approximately 2200 m and below approximately 2700 m. The avalanche prone locations are to be found on steep slopes of all aspects. Remotely triggered avalanches are possible in isolated cases. Especially transitions from a shallow to a deep snowpack are unfavourable. As a consequence of a freshening wind from northwesterly directions, avalanche prone wind slabs will form in particular adjacent to ridgelines and in gullies and bowls as well as above the tree line. This applies in particular along the border with South Tyrol. In addition the somewhat older wind slabs of the last few days adjacent to ridgelines on north facing slopes are prone to triggering in some cases still, especially above approximately 2500 m. Backcountry touring and other off-piste activities call for experience in the assessment of avalanche danger and restraint.

Snowpack

Danger patterns

dp 4: cold following warm / warm following cold

dp 6: cold, loose snow and wind

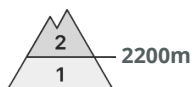
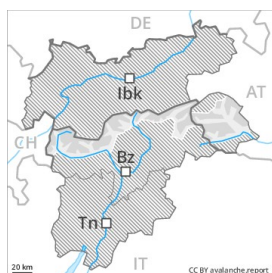
Avalanche prone weak layers exist in the old snowpack. This applies in all aspects between approximately 2200 and 2700 m. The fresh wind slabs are lying on weak layers. The somewhat older wind slabs have settled a little. The snowpack will be subject to considerable local variations.

Tendency

As a consequence of a freshening wind from northwesterly directions, avalanche prone wind slabs will form.



Danger Level 2 - Moderate



Tendency: Constant avalanche danger →
 on Sunday 30 12 2018



Persistent weak layer



Wind-drifted snow



Weak layers in the old snowpack necessitate caution. Fresh wind slabs require caution.

Weakly bonded old snow: This applies above approximately 2200 m and below approximately 2700 m. Avalanches can in some places be released by a single winter sport participant and reach medium size. The avalanche prone locations are to be found on steep slopes of all aspects. Especially transitions from a shallow to a deep snowpack are unfavourable. In addition the somewhat older wind slabs of the last few days adjacent to ridgelines on north facing slopes are prone to triggering in some cases still, especially above approximately 2500 m. As a consequence of a freshening northwesterly wind, clearly visible wind slabs will form in particular in gullies and bowls and behind abrupt changes in the terrain as well as above the tree line. The fresh wind slabs are mostly small but prone to triggering. Backcountry touring and other off-piste activities call for experience and a certain restraint.

Snowpack

Danger patterns

dp 4: cold following warm / warm following cold

dp 6: cold, loose snow and wind

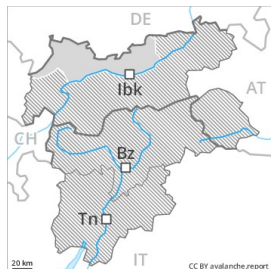
Avalanche prone weak layers exist in the centre of the snowpack, in particular between approximately 2200 and 2700 m. This applies in all aspects. The fresh wind slabs are lying on weak layers. The somewhat older wind slabs have settled a little. The snowpack will be subject to considerable local variations.

Tendency

As a consequence of the sometimes strong northwesterly wind there will be only a slight increase in the avalanche danger.



Danger Level 2 - Moderate



Tendency: Constant avalanche danger →
 on Sunday 30 12 2018



Gliding snow



Wind-drifted snow



Gliding avalanches and snow slides require caution. Wind slabs require caution.

Below approximately 2400 m small and medium-sized gliding avalanches are possible. This applies on steep grassy slopes. Areas with glide cracks are to be avoided as far as possible. The somewhat older wind slabs of the last few days have settled a little. They can in some places be released, in particular by large loads and reach medium size. Caution is to be exercised in particular adjacent to ridgelines and on steep shady slopes above approximately 2500 m. At elevated altitudes avalanche prone locations are a little more prevalent. Weak layers in the old snowpack can still be released in isolated cases. This applies in particular at transitions from a shallow to a deep snowpack especially between approximately 2200 and 2700 m.

Snowpack

Danger patterns

dp 2: gliding snow

dp 6: cold, loose snow and wind

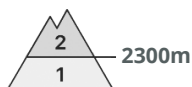
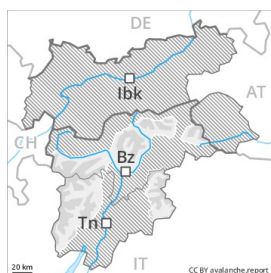
The no longer entirely fresh wind slabs of the last few days have bonded quite well with the old snowpack. They remain in some cases prone to triggering in particular on steep shady slopes above approximately 2500 m. Isolated avalanche prone weak layers exist in the centre of the snowpack, in particular between approximately 2200 and 2700 m. There is a danger of falling on the hard snow surface. This applies in particular at low and intermediate altitudes along the border with Bavaria.

Tendency

The avalanche danger will persist.



Danger Level 2 - Moderate



Tendency: Increasing avalanche danger ↗
 on Sunday 30 12 2018



Wind-drifted
 snow



Persistent
 weak layer



The fresh wind slabs represent the main danger.

As a consequence of wind from northwesterly directions, mostly small wind slabs will form in particular adjacent to ridgelines and in gullies and bowls. At high altitudes and in high Alpine regions avalanche prone locations are more prevalent and the danger is greater. These avalanche prone locations are clearly recognisable to the trained eye. Avalanches can in isolated cases be released in the old snowpack and reach dangerously large size. Apart from the danger of being buried, restraint should be exercised as well in view of the danger of avalanches sweeping people along and giving rise to falls. Maintaining distances between individuals is recommended.

Snowpack

The snowpack will be subject to considerable local variations. The somewhat older wind slabs have settled a little. In some places various wind slab layers are lying on old snow containing large grains. Isolated avalanche prone weak layers exist in the snowpack in particular on shady slopes. In steep terrain there is a danger of falling on the hard crust.



Danger Level 1 - Low



Tendency: Constant avalanche danger →
on Sunday 30 12 2018



Wind-drifted
snow



Hardly any snow is lying.

The somewhat older wind slabs represent the main danger. The wind slabs are to be found in particular adjacent to ridgelines and in gullies and bowls as well as in the high Alpine regions. The avalanche prone locations are rare and are easy to recognise. Restraint should be exercised because avalanches can sweep people along and give rise to falls.

Snowpack

Danger patterns

dp 6: cold, loose snow and wind

From a snow sport perspective, in most cases insufficient snow is lying.

Tendency

Low, level 1.



Danger Level 1 - Low



Tendency: Constant avalanche danger →
on Sunday 30 12 2018



Wind-drifted
snow



A widespread favourable avalanche situation will prevail.

The somewhat older wind slabs represent the main danger. Individual avalanche prone locations for dry avalanches are to be found on very steep shady slopes, and adjacent to ridgelines above approximately 2500 m.

Snowpack

Danger patterns

dp 6: cold, loose snow and wind

The old snowpack will be generally well bonded. The somewhat older wind slabs have bonded well with the old snowpack. They are unlikely to be released now. There is a danger of falling on the hard snow surface. This applies in particular on very steep slopes and, in particular at low and intermediate altitudes.

Tendency

Low avalanche danger will persist.