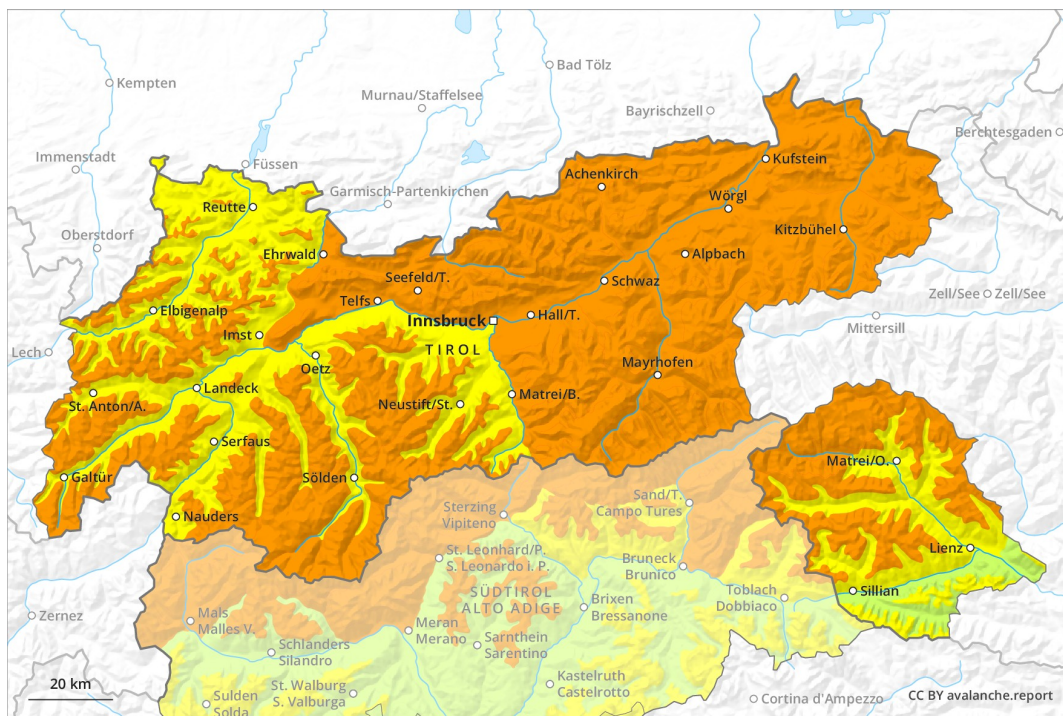
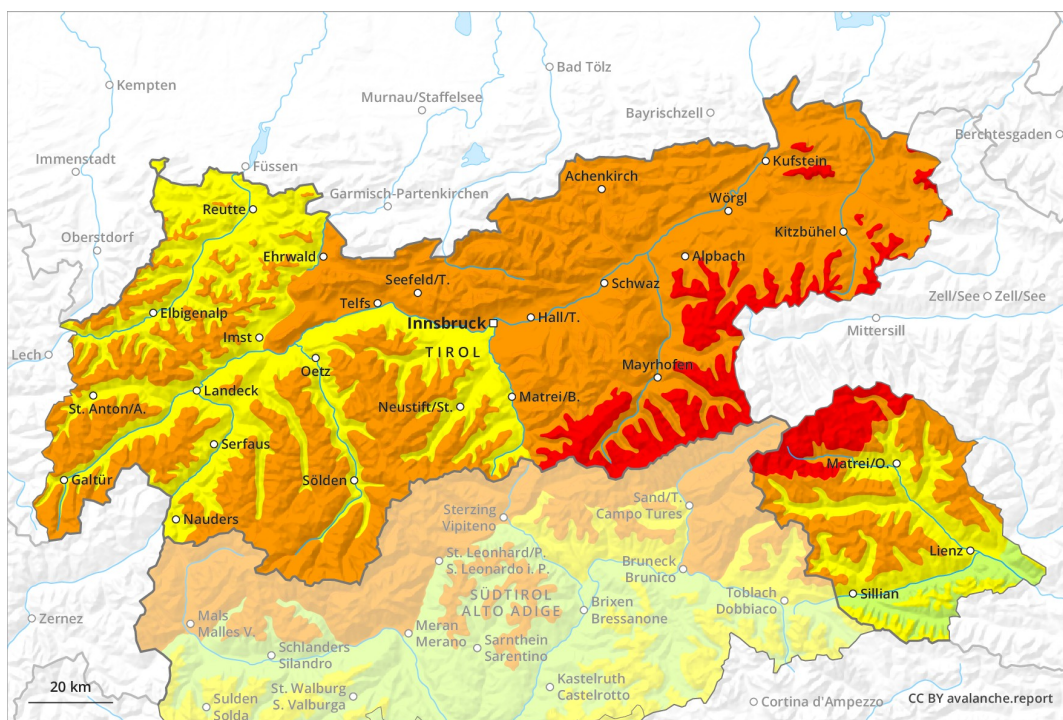


AM



PM



Danger Level 4 - High

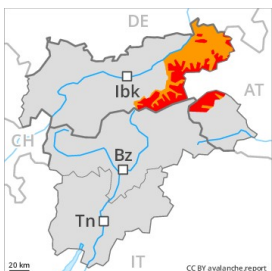
AM:




Tendency: Increasing avalanche danger
 on Saturday 05 01 2019



PM:



Tendency: Increasing avalanche danger
 on Saturday 05 01 2019



The avalanche danger will increase during the day, reaching danger level 4 (high). The fresh snow and wind slabs represent the main danger. The conditions are very dangerous for snow sport activities outside marked and open pistes.

As a consequence of fresh snow and wind the already large wind slabs will increase in size once again. In the afternoon danger level 4 (high) will be reached. This applies in all aspects above the tree line. Wind slabs can be released easily, even by a single winter sport participant,. The avalanche prone locations are numerous and are barely recognisable because of the poor visibility. In addition small to medium-sized natural avalanches are to be expected. The danger exists primarily in alpine snow sports terrain. Avalanches capable of reaching valley bottoms and endangering exposed transportation routes are unlikely to occur. Below the tree line the situation is a little more favourable.

Snowpack

Danger patterns

dp 6: cold, loose snow and wind

dp 9: graupel blanketed with snow

Over a wide area 40 to 80 cm of snow. has fallen in the last three days. 30 to 50 cm of snow. will fall until the evening. The wind will be strong to storm force. The snowpack will be unfavourable above the tree line. Over a wide area fresh snow and wind slabs are lying on soft layers. The extensive wind slabs can be released easily. or in isolated cases naturally, in all aspects above the tree line. This also applies in areas close to the tree line.

Tendency

The snow sport conditions outside marked and open pistes remain very dangerous. As the precipitation



becomes more intense the prevalence and size of the avalanche prone locations will increase on Saturday.



Danger Level 3 - Considerable



Tendency: Increasing avalanche danger
on Saturday 05 01 2019



Wind-drifted
snow



Treeline

The fresh wind slabs represent the main danger. The conditions are dangerous for snow sport activities outside marked and open pistes.

As a consequence of fresh snow and wind the wind slabs will increase in size once again. The fresh snow and wind slabs can be released by a single winter sport participant in all aspects. The avalanche prone locations are to be found on wind-loaded slopes and in gullies and bowls, and behind abrupt changes in the terrain. At elevated altitudes the avalanche prone locations are more prevalent and larger. In addition small to medium-sized natural avalanches are to be expected. The conditions are dangerous for winter sport activities in steep terrain.

Snowpack

Danger patterns

dp 6: cold, loose snow and wind

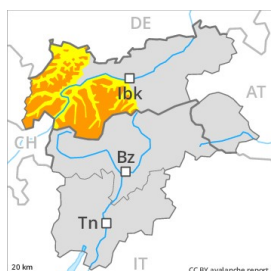
dp 9: graupel blanketed with snow

Over a wide area 40 to 80 cm of snow. has fallen in the last three days. 10 to 30 cm of snow. will fall until the evening. The wind will be strong to storm force. The snowpack will be generally prone to triggering. Over a wide area fresh snow and wind slabs are lying on soft layers. The extensive wind slabs can be released easily. or in isolated cases naturally, in all aspects above the tree line.

Tendency

The snow sport conditions outside marked and open pistes remain very dangerous. As the precipitation becomes more intense the prevalence and size of the avalanche prone locations will increase on Saturday.

Danger Level 3 - Considerable



Tendency: Increasing avalanche danger
 on Saturday 05 01 2019



Wind-drifted
 snow



Treeline



Persistent
 weak layer



2200m

Fresh wind slabs are prone to triggering in all aspects above the tree line. Avalanches can in some places be released in the old snowpack also.

As a consequence of fresh snow and a strong to storm force wind from northwesterly directions, avalanche prone wind slabs formed in the last few days. Even single winter sport participants can release avalanches in many places, including dangerously large ones. The avalanche prone locations are to be found on wind-loaded slopes, and adjacent to ridgelines and in gullies and bowls in all aspects. At elevated altitudes avalanche prone locations are more prevalent and the danger is greater. Weakly bonded old snow: Individual avalanche prone locations are to be found on very steep slopes above approximately 2200 m. On very steep west, north and east facing slopes the avalanche prone locations are more prevalent. Weak layers in the old snowpack can be released especially in areas where the snow cover is rather shallow, this applies in particular in case of a large load. Backcountry touring and other off-piste activities call for extensive experience in the assessment of avalanche danger and restraint. Below the tree line the situation is significantly more favourable.

Snowpack

Danger patterns

dp 6: cold, loose snow and wind

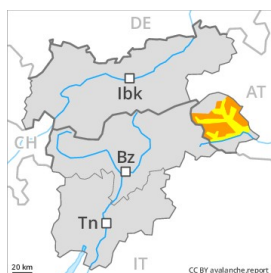
dp 4: cold following warm / warm following cold

Over a wide area 20 to 40 cm of snow, and even more in some localities, has fallen in the last three days. The wind was strong to storm force. Extensive wind slabs formed. As a consequence of the northwesterly wind the wind slabs will increase in size once again. The fresh wind slabs are lying on weak layers. They are prone to triggering in all aspects. Individual weak layers exist in the old snowpack. This applies especially on very steep east, north and west facing slopes above approximately 2200 m.

Tendency

Increase in danger of dry avalanches as a consequence of fresh snow and wind.

Danger Level 3 - Considerable



Tendency: Increasing avalanche danger
 on Saturday 05 01 2019



Wind-drifted snow



Treeline



Persistent weak layer



2200m

Wind slabs and weakly bonded old snow require caution.

Fresh wind slabs: As a consequence of fresh snow and a strong northwesterly wind, extensive wind slabs will form in particular in gullies and bowls and behind abrupt changes in the terrain as well as above the tree line. These can be released even by a single winter sport participant in all aspects, especially on very steep slopes above the tree line as well as in areas close to the tree line. At elevated altitudes and in the regions neighbouring those that are subject to danger level 4 (high) avalanche prone locations are more prevalent and the danger is greater. Avalanches can reach medium size. **Weakly bonded old snow:** Weakly bonded old snow above approximately 2200 m. Avalanches can in some places be released, mostly by large loads. The avalanche prone locations are to be found in particular on steep west to north to east facing slopes. Especially transitions from a shallow to a deep snowpack are unfavourable. Backcountry touring and other off-piste activities call for extensive experience in the assessment of avalanche danger and great restraint.

Snowpack

Danger patterns

dp 6: cold, loose snow and wind

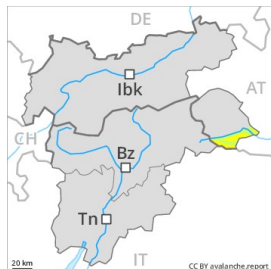
dp 4: cold following warm / warm following cold

Over a wide area 15 to 20 cm of snow, and even more in some localities, has fallen in the last three days. The wind was strong to storm force over a wide area. 10 to 30 cm of snow will fall. This applies in particular in the Eastern Rieserferner Mountains and in the Glockner Range. The avalanche-prone wind slabs of the last few days are lying on soft layers. Even single winter sport participants can release avalanches easily. Avalanche prone weak layers exist in the centre of the snowpack, in particular above approximately 2200 m. This applies in all aspects.

Tendency

Increase in avalanche danger as a consequence of fresh snow and strong wind.

Danger Level 2 - Moderate



Tendency: Constant avalanche danger →
on Saturday 05 01 2019



Wind-drifted
snow



Treeline

Hardly any snow is lying.

The fresh wind slabs represent the main danger. These are to be found in particular adjacent to ridgelines and in gullies and bowls as well as in the high Alpine regions. The avalanche prone locations are rare and are easy to recognise. At high altitude avalanche prone locations are more prevalent. Restraint should be exercised because avalanches can sweep people along and give rise to falls.

Snowpack

Danger patterns

dp 6: cold, loose snow and wind

From a snow sport perspective, in most cases insufficient snow is lying.

Tendency

Fresh wind slabs represent the main danger.