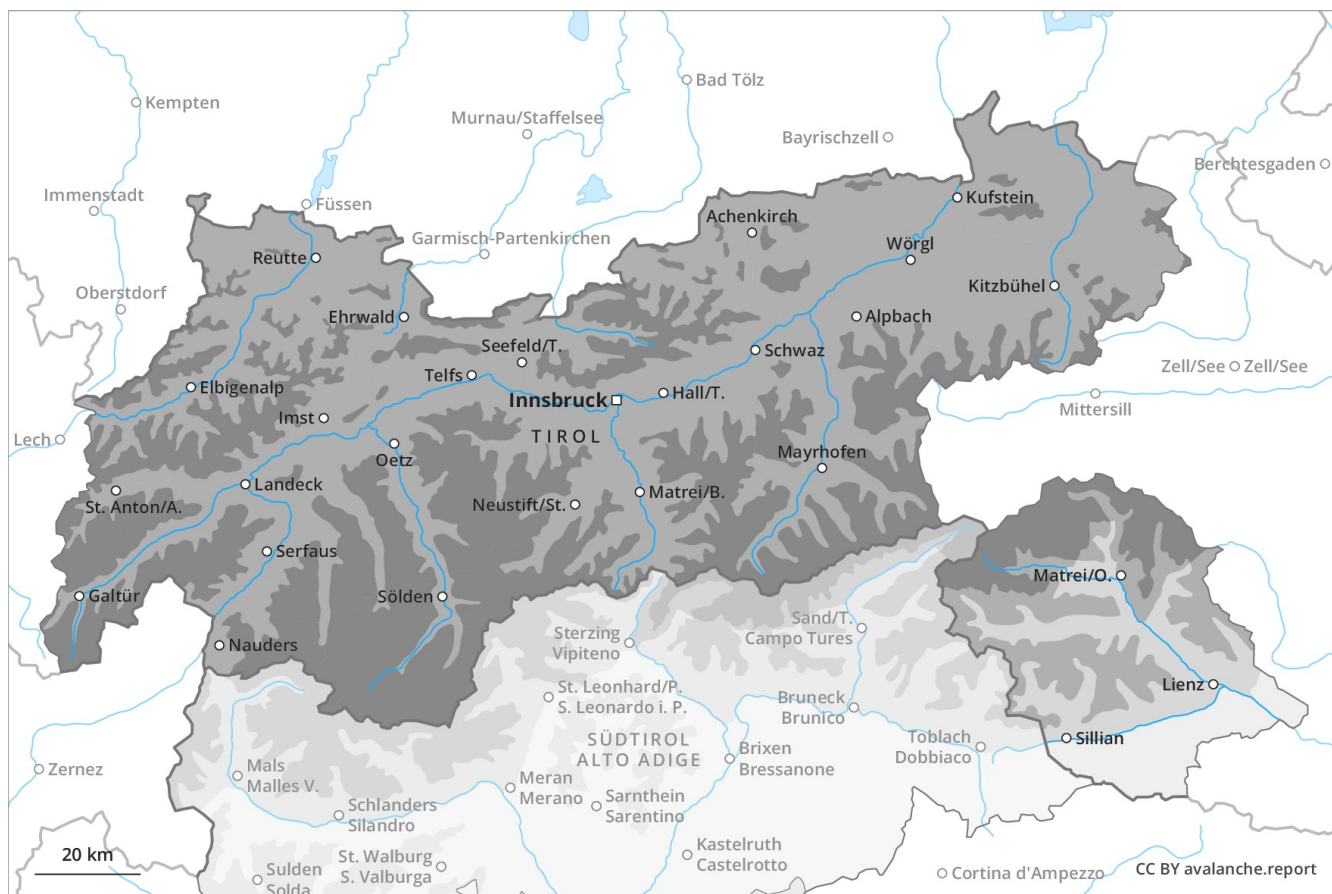


Avalanche Forecast Wednesday 09 01 2019

Published 08 01 2019, 17:00

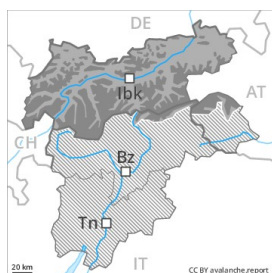


Avalanche.report





Danger Level 4 - High



Tendency: Constant avalanche danger →
on Thursday 10 01 2019



Wind-drifted
snow



Treeline



Gliding snow



2400m

From starting zones at higher altitudes natural avalanches must be expected more frequently. Gliding avalanches can be released at any time of day or night.

As a consequence of fresh snow and a strong to storm force wind, extensive wind slabs will form. This applies in particular in areas close to the tree line as well as above the tree line. The fresh wind slabs can be released easily. This applies in particular adjacent to ridgelines and in gullies and bowls. The avalanche prone locations are numerous and are barely recognisable because of the poor visibility. At elevated altitudes the prevalence and size of the avalanche prone locations will increase. From the second half of the night the likelihood of natural dry avalanches being released will increase appreciably especially above the tree line. Numerous medium-sized and, in many cases, large natural avalanches are to be expected. In addition individual very large avalanches are possible. Below approximately 2400 m medium-sized and, in isolated cases, large gliding avalanches are to be expected. This applies on steep grassy slopes and on sunny slopes. Backcountry touring and other off-piste activities call for very extensive experience and great restraint.

Snowpack

Danger patterns

dp 6: cold, loose snow and wind

dp 2: gliding snow

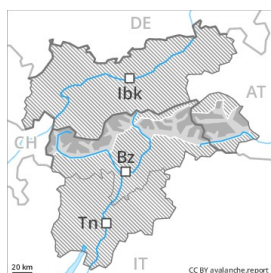
Up to 50 cm of snow. will fall. The wind will be strong to storm force over a wide area. Avalanche prone wind slabs will form. The fresh wind slabs will be deposited on soft layers. This applies in particular above the tree line. The snowpack will be moist at low altitude.

Tendency

The avalanche danger will persist.



Danger Level 3 - Considerable



Tendency: Constant avalanche danger →
 on Thursday 10 01 2019



Wind-drifted
 snow



Treeline



Persistent
 weak layer



Treeline

Wind slabs and weakly bonded old snow require caution.

As a consequence of fresh snow and strong wind the wind slabs will increase in size once again as the day progresses. These can in many cases be released by small loads. Especially on wind-loaded slopes medium-sized natural avalanches must be expected in isolated cases. The avalanche prone locations are to be found on steep slopes above the tree line. In particular in regions neighbouring those that are subject to danger level 4 (high) avalanche prone locations are more prevalent and the danger is greater. They are barely recognisable because of the poor visibility. Additionally avalanches can be released in the old snowpack and reach large size in isolated cases. In particular transitions from a shallow to a deep snowpack are unfavourable. The conditions are sometimes critical for backcountry touring and other off-piste activities.

Snowpack

Danger patterns

dp 6: cold, loose snow and wind

dp 4: cold following warm / warm following cold

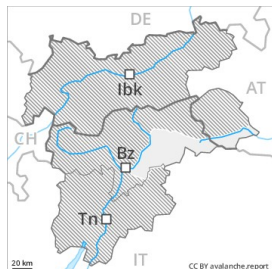
In some regions 15 to 30 cm of snow, and even more in some localities, will fall. The sometimes strong wind will transport the fresh snow significantly. Over a wide area fresh snow and wind slabs are lying on soft layers. Isolated avalanche prone weak layers exist in the old snowpack. The snowpack will be generally prone to triggering.

Tendency

Fresh wind slabs represent the main danger.



Danger Level 1 - Low



Tendency: Constant avalanche danger →
on Thursday 10 01 2019



Wind-drifted
snow



2200m

The fresh wind slabs represent the main danger.

The wind slabs are to be found especially adjacent to ridgelines and in gullies and bowls and generally at high altitudes. These avalanche prone locations are rather rare and are easy to recognise. Mostly the avalanches are only small but in some cases easily released. Apart from the danger of being buried, restraint should be exercised as well in view of the danger of avalanches sweeping people along and giving rise to falls.

Snowpack

Danger patterns

dp 6: cold, loose snow and wind

In particular in the north up to 10 cm of snow. will fall. The strong wind will transport the fresh snow significantly. The snowpack will be subject to considerable local variations above approximately 2300 m. Below approximately 2300 m from a snow sport perspective, in most cases insufficient snow is lying.