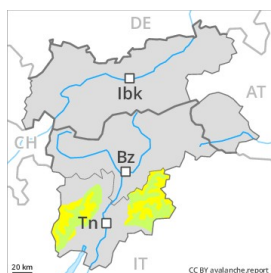


Danger Level 2 - Moderate



Tendency: Constant avalanche danger →

on Sunday 13 01 2019



Wind-drifted
snow



Persistent
weak layer



The wind slabs represent the main danger.

As a consequence of northerly wind, mostly small wind slabs formed in particular adjacent to ridgelines and in gullies and bowls as well as above approximately 2300 m. They are in many cases small and can only be released by large loads in most cases. At high altitudes and in high Alpine regions avalanche prone locations are more prevalent and the danger is greater. These avalanche prone locations are clearly recognisable to the trained eye. Apart from the danger of being buried, restraint should be exercised as well in view of the danger of avalanches sweeping people along and giving rise to falls.

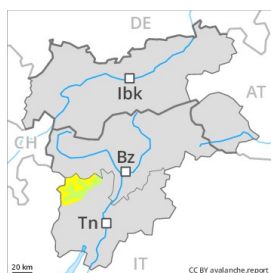
Snowpack

In steep terrain there is a danger of falling on the hard crust. Below approximately 2300 m a little snow is lying. The snowpack will be subject to considerable local variations above approximately 2500 m. The mostly small wind slabs must be evaluated with care and prudence in all aspects above approximately 2500 m. Isolated avalanche prone weak layers exist in the snowpack in particular on shady slopes.

Tendency

The avalanche danger will persist.

Danger Level 2 - Moderate



Tendency: Constant avalanche danger →
on Sunday 13 01 2019



Wind-drifted
snow



Fresh wind slabs require caution.

The wind slabs of the last few days can be released even by a single winter sport participant in all aspects above approximately 2200 m. The avalanche prone locations are to be found in gullies and bowls above approximately 2200 m, and adjacent to ridgelines in all aspects. In these regions the avalanches are mostly medium-sized. In regions neighbouring those that are subject to danger level 3 (considerable) avalanche prone locations are more prevalent and the danger is greater.

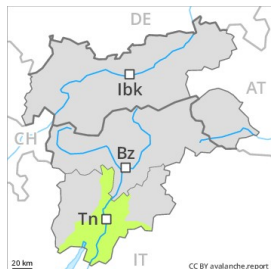
Snowpack

The sometimes storm force wind will transport the fresh snow significantly. In some cases the wind slabs have bonded poorly with the old snowpack. The snowpack will be subject to considerable local variations. In steep terrain there is a danger of falling on the hard snow surface.

Tendency

Moderate, level 2.

Danger Level 1 - Low



Tendency: Constant avalanche danger →
on Sunday 13 01 2019



Wind-drifted
snow



The wind slabs represent the main danger.

The wind slabs are to be found especially adjacent to ridgelines and in gullies and bowls and generally at high altitudes. These avalanche prone locations are rather rare and are easy to recognise. Mostly the avalanches are small and can be released in isolated cases by a single winter sport participant. Apart from the danger of being buried, restraint should be exercised as well in view of the danger of avalanches sweeping people along and giving rise to falls.

Snowpack

The snowpack will be subject to considerable local variations. The mostly small wind slabs are lying on weak layers on steep shady slopes above approximately 2200 m.

Tendency

Low, level 1.