

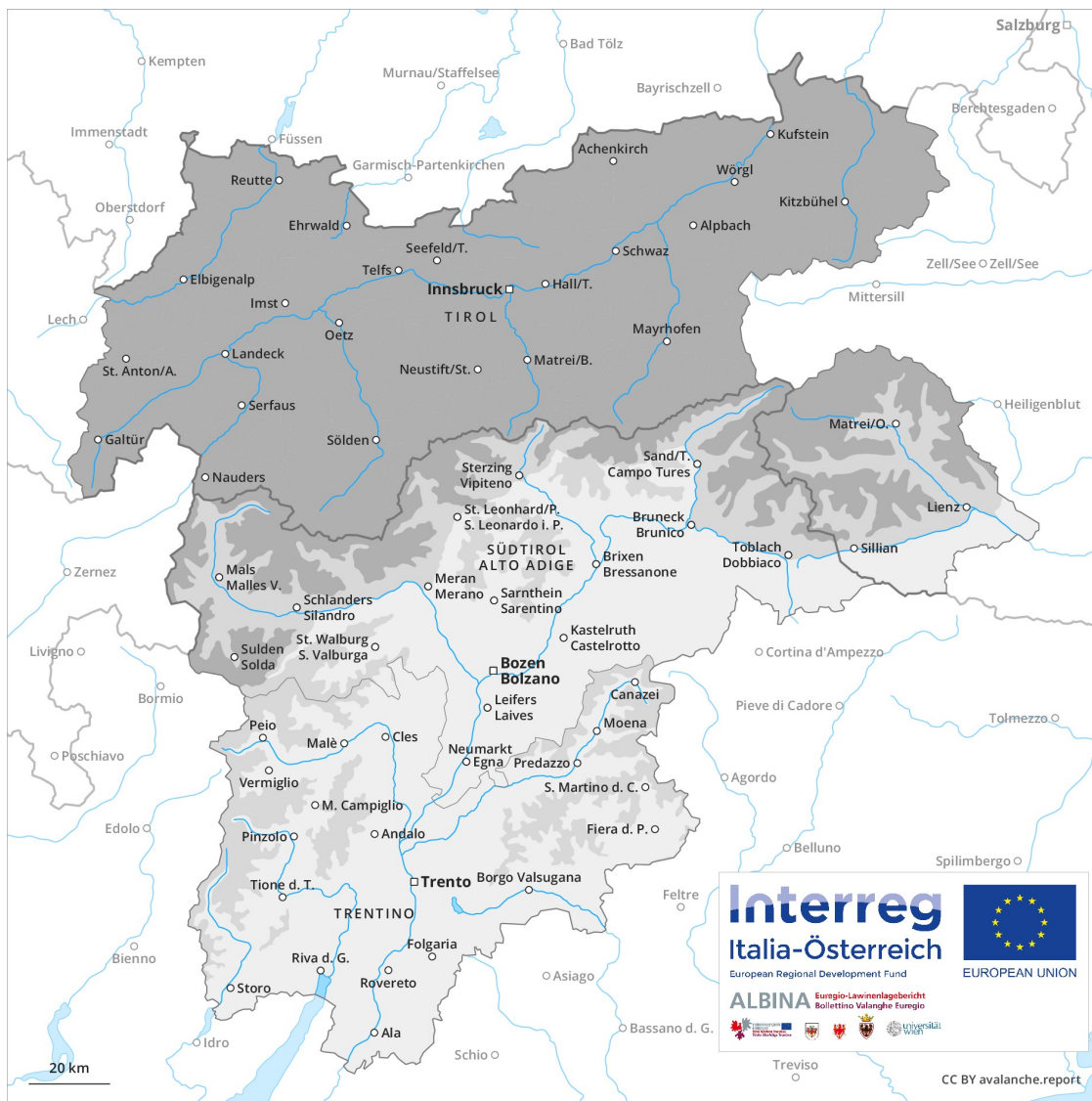
Avalanche Forecast

Saturday 12 01 2019

Published 11 01 2019, 17:00

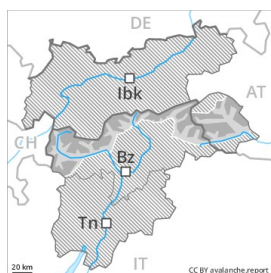


Avalanche.report





Danger Level 3 - Considerable



Tendency: Increasing avalanche danger
 on Sunday 13 01 2019



Wind-drifted
 snow



Treeline



Persistent
 weak layer



2200m

Wind slabs and weakly bonded old snow require caution.

As a consequence of fresh snow and a strong to storm force wind, extensive wind slabs formed in the last few days in all aspects. These can in many cases be released by small loads. Additionally avalanches can be released in the old snowpack and reach large size in isolated cases. In particular transitions from a shallow to a deep snowpack are unfavourable. On wind-loaded slopes and on very steep sunny slopes individual natural avalanches are possible. In particular in the north avalanche prone locations are more prevalent and the danger is greater. Individual gliding avalanches can also occur. This applies in particular in the regions with a lot of snow. The conditions are sometimes critical for backcountry touring and other off-piste activities.

Snowpack

Danger patterns

dp 6: cold, loose snow and wind

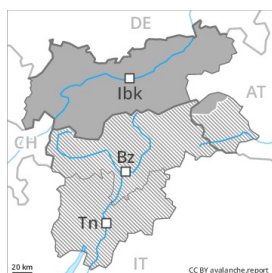
dp 4: cold following warm / warm following cold

The snowpack will be generally prone to triggering. Over a wide area fresh snow and wind slabs are lying on soft layers. Faceted weak layers exist in the old snowpack.

Tendency

In some regions increase in avalanche danger as a consequence of fresh snow and strong wind.

Danger Level 3 - Considerable



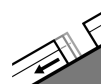
Tendency: Increasing avalanche danger
 on Sunday 13 01 2019



Wind-drifted
 snow



Treeline



Gliding snow



2400m

Snow sport activities outside marked and open pistes call for extensive experience and restraint. Gliding snow requires caution.

The extensive wind slabs of the last few days can be released by a single winter sport participant in all aspects above the tree line. Avalanches can be released in the various wind slab layers and reach large size in isolated cases. The avalanche prone locations are to be found in particular adjacent to ridgelines and in gullies and bowls. These places are sometimes covered with fresh snow and are therefore difficult to recognise. Below approximately 2400 m medium-sized and, in isolated cases, large gliding avalanches are to be expected. This applies on steep grassy slopes. Areas with glide cracks are to be avoided. The conditions are sometimes unfavourable for winter sport activities outside marked and open pistes.

Snowpack

Danger patterns

dp 6: cold, loose snow and wind

dp 2: gliding snow

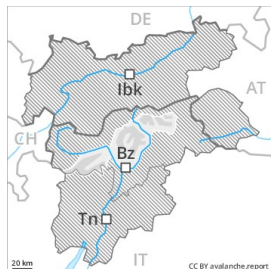
The fresh snow and wind slabs of the last few days are bonding only slowly with the old snowpack. This applies in particular at high altitudes and in high Alpine regions. The fresh wind slabs are lying on soft layers in all aspects. Faceted weak layers exist in the top section of the snowpack between approximately 1600 and 2100 m. Some snow will fall over a wide area.

Tendency

Significant increase in danger as the snowfall becomes more intense.



Danger Level 2 - Moderate



Tendency: Constant avalanche danger →
on Sunday 13 01 2019



Wind-drifted
snow



Treeline

Fresh wind slabs require caution.

The fresh wind slabs of the last few days can be released even by a single winter sport participant in all aspects above approximately 2000 m, especially at their margins. The avalanche prone locations are to be found in gullies and bowls above approximately 2000 m, and adjacent to ridgelines in all aspects. In these regions the avalanches are mostly medium-sized. The prevalence of avalanche prone locations and likelihood of triggering will increase at high altitude and in the high Alpine regions. In regions neighbouring those that are subject to danger level 3 (considerable) avalanche prone locations are more prevalent and the danger is greater.

Snowpack

Danger patterns

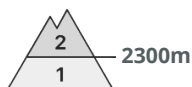
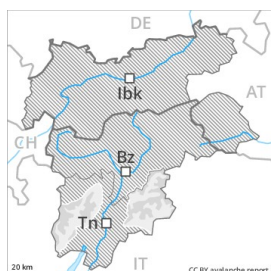
dp 6: cold, loose snow and wind

The sometimes storm force wind will transport the fresh snow significantly. In some cases the wind slabs have bonded poorly with the old snowpack. The snowpack will be subject to considerable local variations. In steep terrain there is a danger of falling on the hard snow surface.

Tendency

Moderate, level 2.

Danger Level 2 - Moderate



Tendency: Constant avalanche danger →
 on Sunday 13 01 2019



Wind-drifted
 snow



Persistent
 weak layer



The wind slabs represent the main danger.

As a consequence of northerly wind, mostly small wind slabs formed in particular adjacent to ridgelines and in gullies and bowls as well as above approximately 2300 m. They are in many cases small and can only be released by large loads in most cases. At high altitudes and in high Alpine regions avalanche prone locations are more prevalent and the danger is greater. These avalanche prone locations are clearly recognisable to the trained eye. Apart from the danger of being buried, restraint should be exercised as well in view of the danger of avalanches sweeping people along and giving rise to falls.

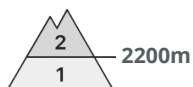
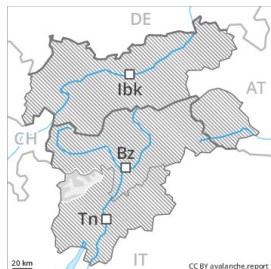
Snowpack

In steep terrain there is a danger of falling on the hard crust. Below approximately 2300 m a little snow is lying. The snowpack will be subject to considerable local variations above approximately 2500 m. The mostly small wind slabs must be evaluated with care and prudence in all aspects above approximately 2500 m. Isolated avalanche prone weak layers exist in the snowpack in particular on shady slopes.

Tendency

The avalanche danger will persist.

Danger Level 2 - Moderate



Tendency: Constant avalanche danger →
on Sunday 13 01 2019



Wind-drifted
snow



Fresh wind slabs require caution.

The wind slabs of the last few days can be released even by a single winter sport participant in all aspects above approximately 2200 m. The avalanche prone locations are to be found in gullies and bowls above approximately 2200 m, and adjacent to ridgelines in all aspects. In these regions the avalanches are mostly medium-sized. In regions neighbouring those that are subject to danger level 3 (considerable) avalanche prone locations are more prevalent and the danger is greater.

Snowpack

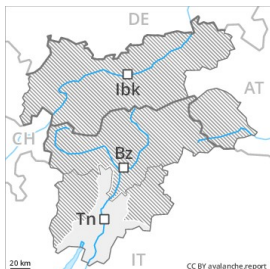
The sometimes storm force wind will transport the fresh snow significantly. In some cases the wind slabs have bonded poorly with the old snowpack. The snowpack will be subject to considerable local variations. In steep terrain there is a danger of falling on the hard snow surface.

Tendency

Moderate, level 2.



Danger Level 1 - Low



Tendency: Constant avalanche danger →
on Sunday 13 01 2019



Wind-drifted
snow



The wind slabs represent the main danger.

The wind slabs are to be found especially adjacent to ridgelines and in gullies and bowls and generally at high altitudes. These avalanche prone locations are rather rare and are easy to recognise. Mostly the avalanches are small and can be released in isolated cases by a single winter sport participant. Apart from the danger of being buried, restraint should be exercised as well in view of the danger of avalanches sweeping people along and giving rise to falls.

Snowpack

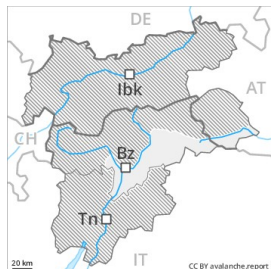
The snowpack will be subject to considerable local variations. The mostly small wind slabs are lying on weak layers on steep shady slopes above approximately 2200 m.

Tendency

Low, level 1.



Danger Level 1 - Low



Tendency: Constant avalanche danger →
on Sunday 13 01 2019



Wind-drifted
snow



2200m

The fresh wind slabs represent the main danger.

The wind slabs are to be found especially adjacent to ridgelines and in gullies and bowls and generally at high altitudes. These avalanche prone locations are rather rare and are easy to recognise. Mostly the avalanches are only small but in some cases easily released. Apart from the danger of being buried, restraint should be exercised as well in view of the danger of avalanches sweeping people along and giving rise to falls.

Snowpack

Danger patterns

dp 6: cold, loose snow and wind

The sometimes strong wind will transport the snow. The snowpack will be subject to considerable local variations above approximately 2300 m. In some places wind slabs are lying on a weakly bonded old snowpack. Below approximately 2300 m from a snow sport perspective, in most cases insufficient snow is lying.

Tendency

Low, level 1.