

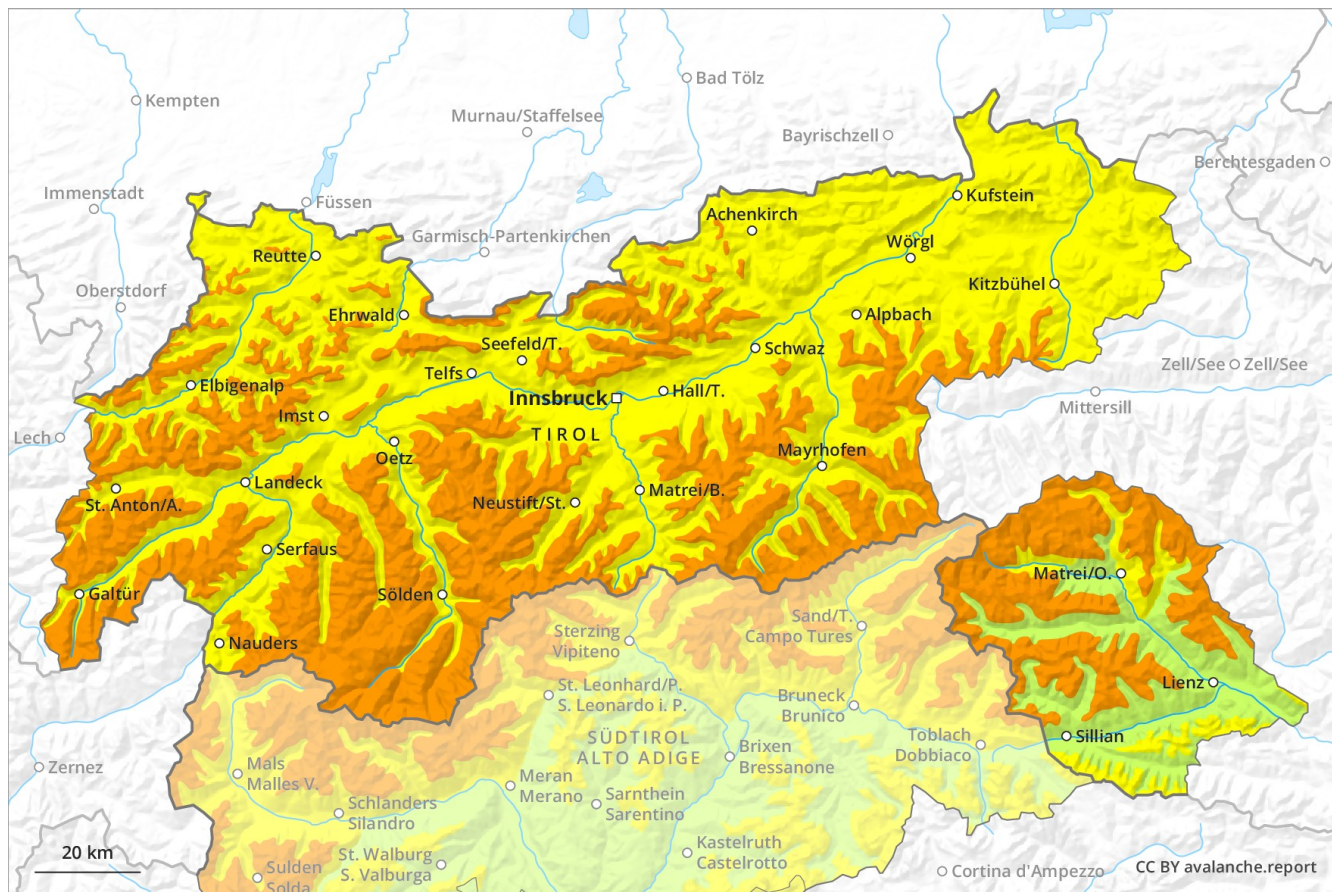
# Avalanche Forecast

## Friday 18 01 2019

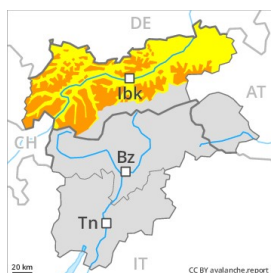
Published 17 01 2019, 17:00



Avalanche.report



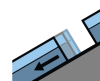
## Danger Level 3 - Considerable



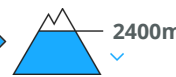
**Tendency: Decreasing avalanche danger**  
on Saturday 19 01 2019



Wind-drifted  
snow



Gliding snow



Fresh wind slabs are to be found especially adjacent to ridgelines. Individual gliding avalanches can also occur.

As a consequence of a strong wind, avalanche prone wind slabs formed during the course of the night in particular adjacent to ridgelines. Mostly the avalanches are only small but easily released. At elevated altitudes the avalanche prone locations are more prevalent and larger. In addition the somewhat older wind slabs of Tuesday especially in high Alpine regions are prone to triggering in isolated cases still. This applies in particular in gullies and bowls, and behind abrupt changes in the terrain on steep shady slopes. On steep grassy slopes more gliding avalanches are possible below approximately 2400 m. This applies in all aspects.

## Snowpack

### Danger patterns

dp 6: cold, loose snow and wind

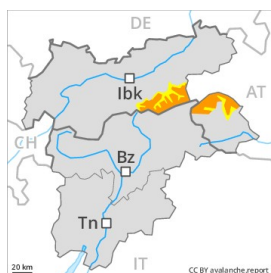
dp 2: gliding snow

Some snow will fall. Until the early morning the wind will be strong at times. Weak layers in the upper part of the snowpack represent the main danger. The fresh and older wind slabs are in some cases prone to triggering. No distinct weak layers exist in the bottom section of the snowpack.

## Tendency

Slight decrease in avalanche danger.

## Danger Level 3 - Considerable



Treeline

**Tendency: Decreasing avalanche danger**  
on Saturday 19 01 2019



Wind-drifted  
snow



Treeline



Gliding snow



2400m

### Fresh wind slabs will form especially adjacent to ridgelines.

As a consequence of fresh snow and a strong wind from variable directions, avalanche prone wind slabs will form in particular adjacent to ridgelines. Avalanches can be released easily and reach medium size. In addition the somewhat older wind slabs of Tuesday especially at high altitudes and in high Alpine regions are prone to triggering in isolated cases still. This applies in particular in gullies and bowls, and behind abrupt changes in the terrain on steep shady slopes. The avalanche prone locations are barely recognisable because of the poor visibility. On steep grassy slopes individual gliding avalanches are possible below approximately 2400 m. This applies in all aspects.

### Snowpack

**Danger patterns**

dp 6: cold, loose snow and wind

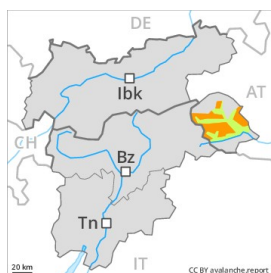
dp 2: gliding snow

10 to 20 cm of snow. will fall. The wind will be strong at times. Weak layers in the upper part of the snowpack represent the main danger. The fresh and older wind slabs are in some cases prone to triggering. No distinct weak layers exist in the bottom section of the snowpack.

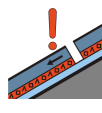
### Tendency

Slight decrease in avalanche danger.

## Danger Level 3 - Considerable



**Tendency: Constant avalanche danger** →  
 on Saturday 19 01 2019



Persistent weak layer



Wind-drifted snow



Distinct weak layers in the old snowpack can be released easily. In addition the fresh wind slabs are prone to triggering.

Weakly bonded old snow above approximately 1600 m. In all aspects avalanches can be triggered in deep layers of the snowpack and reach large size in some cases, this applies even in case of a single winter sport participant. Caution is to be exercised in areas close to the tree line as well as above the tree line. Especially transitions from a shallow to a deep snowpack are unfavourable. The avalanche prone locations are barely recognisable, even to the trained eye. Remotely triggered avalanches are possible in isolated cases. In addition the mostly small wind slabs in particular adjacent to ridgelines and generally at elevated altitudes are easily triggered. Careful route selection and spacing between individuals are recommended. Below approximately 2400 m individual gliding avalanches are possible.

### Snowpack

**Danger patterns**

dp 4: cold following warm / warm following cold

dp 6: cold, loose snow and wind

Over a wide area 5 to 10 cm of snow. will fall until the early morning. The wind will be moderate to strong. The snowpack will be quite prone to triggering, especially in areas close to the tree line as well as above the tree line. Faceted weak layers exist in the bottom section of the snowpack. The fresh wind slabs are prone to triggering.

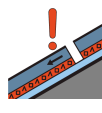
### Tendency

Weak layers in the old snowpack represent the main danger.

## Danger Level 3 - Considerable



**Tendency: Constant avalanche danger** →  
 on Saturday 19 01 2019



Persistent weak layer



Wind-drifted snow



Weakly bonded old snow requires caution. Fresh wind slabs will form especially adjacent to ridgelines.

Weak layers in the lower part of the snowpack can be released in some places even by individual winter sport participants above approximately 1600 m. This applies especially at transitions from a shallow to a deep snowpack as well as in areas where the snow cover is rather shallow. Fresh wind slabs: As a consequence of fresh snow and a moderate to strong wind from northerly directions, mostly small wind slabs formed during the course of the night in particular adjacent to ridgelines. Mostly avalanches are only small but in many cases easily released. The avalanche prone locations are barely recognisable because of the poor visibility. On steep grassy slopes individual gliding avalanches are possible below approximately 2400 m. This applies in all aspects. Backcountry touring calls for restraint.

### Snowpack

**Danger patterns**

dp 4: cold following warm / warm following cold

dp 6: cold, loose snow and wind

Some snow will fall. The wind will be strong at times. The snowpack will be in some cases unstable. Faceted weak layers exist in the bottom section of the snowpack above approximately 1600 m. In addition the fresh wind slabs are prone to triggering.

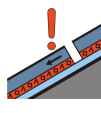
### Tendency

The avalanche danger will persist.

## Danger Level 2 - Moderate



**Tendency: Constant avalanche danger** →  
 on Saturday 19 01 2019



Persistent weak layer



Treeline



Wind-drifted snow



Treeline

Weakly bonded old snow. Fresh wind slabs are to be evaluated with care and prudence.

As a consequence of fresh snow and a sometimes strong wind, wind slabs will form. These are mostly small but to be assessed critically. The avalanche prone locations are to be found in particular adjacent to ridgelines and in gullies and bowls. At elevated altitudes avalanche prone locations are more prevalent. Restraint should be exercised because avalanches can sweep people along and give rise to falls.

### Snowpack

**Danger patterns**

dp 6: cold, loose snow and wind

dp 1: deep persistent weak layer

Over a wide area 5 to 10 cm of snow, and even more in some localities, will fall until the early morning. The wind will be moderate to strong. The snowpack will be subject to considerable local variations. Large-grained weak layers exist in the bottom section of the snowpack. The wind slabs have bonded insufficiently with the old snowpack. From a snow sport perspective, in most cases insufficient snow is lying.

### Tendency

The avalanche danger will persist.