

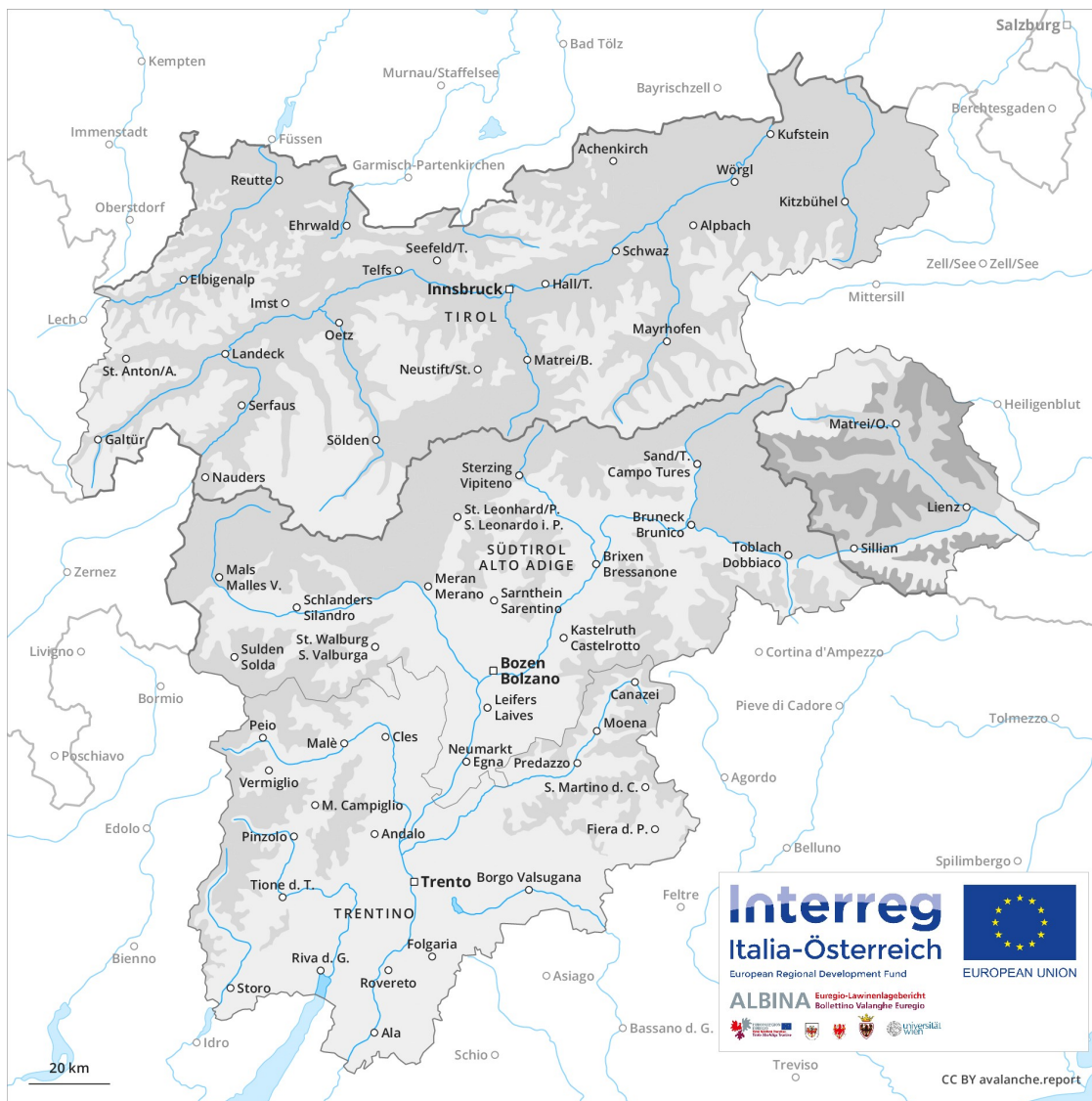
Avalanche Forecast

Thursday 24 01 2019

Published 23 01 2019, 17:38

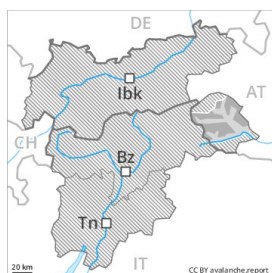


Avalanche.report





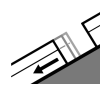
Danger Level 3 - Considerable



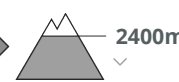
Tendency: Constant avalanche danger →
 on Friday 25 01 2019



Persistent weak layer



Gliding snow



Weak layers in the lower part of the snowpack necessitate caution and restraint.

Distinct weak layers in the lower part of the snowpack can be released even by individual winter sport participants. On steep west, north and east facing slopes and between approximately 1800 and 2500 m the likelihood of avalanches is substantially higher. Avalanches can release the entire snowpack and reach large size in some cases. Avalanches can be released especially at transitions from a shallow to a deep snowpack, when entering gullies and bowls for example. Caution is to be exercised in places that are protected from the wind in areas close to the tree line as well as above the tree line. The avalanche prone locations are barely recognisable, even to the trained eye. Whumpfung sounds and the formation of shooting cracks when stepping on the snowpack serve as an alarm sign. In little used terrain the avalanche prone locations are more prevalent. On steep grassy slopes individual small and medium-sized gliding avalanches are possible below approximately 2400 m. Backcountry touring and other off-piste activities call for experience in the assessment of avalanche danger and careful route selection.

Snowpack

Danger patterns

dp 1: deep persistent weak layer

dp 2: gliding snow

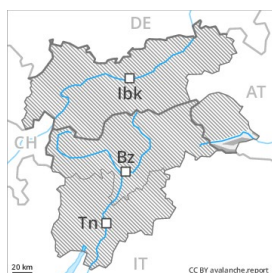
Little snow has fallen. The wind was light. Avalanche prone weak layers exist in the bottom section of the old snowpack. This applies in particular between approximately 1800 and 2500 m.

Tendency

Weakly bonded old snow requires caution.



Danger Level 3 - Considerable



Tendency: Constant avalanche danger →
on Friday 25 01 2019



Persistent weak layer



Weakly bonded old snow.

The somewhat older wind slabs remain in some cases prone to triggering on west to north to east facing aspects, especially between approximately 1800 and 2500 m. Whumpfung sounds and the formation of shooting cracks when stepping on the snowpack can indicate the danger. Restraint should be exercised because avalanches can sweep people along and give rise to falls.

Snowpack

Danger patterns

dp 1: deep persistent weak layer

dp 6: cold, loose snow and wind

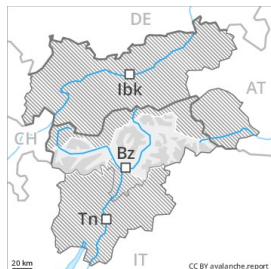
Little snow has fallen. The wind was light. The somewhat older wind slabs are lying on top of a weakly bonded old snowpack. The snowpack will be subject to considerable local variations. From a snow sport perspective, in most cases insufficient snow is lying.

Tendency

The avalanche danger will persist.



Danger Level 2 - Moderate



Tendency: Constant avalanche danger →
on Friday 25 01 2019



Persistent
weak layer



Treeline

Weakly bonded old snow requires caution.

Avalanches can be released in the old snowpack and reach medium size in particular on steep shady slopes. These avalanche prone locations are barely recognisable, even to the trained eye. The avalanche prone locations are to be found in gullies and bowls, and adjacent to ridgelines in all aspects. Backcountry touring and other off-piste activities call for meticulous route selection.

Snowpack

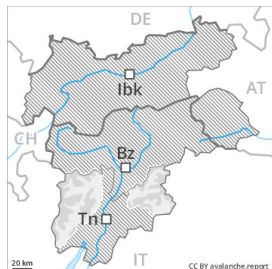
Faceted weak layers exist in the snowpack especially on steep, rather lightly snow-covered shady slopes. In some cases the wind slabs have bonded still only poorly with the old snowpack. Below approximately 2000 m thus far only a little snow is lying.

Tendency

Moderate, level 2.



Danger Level 2 - Moderate



Tendency: Constant avalanche danger →
on Friday 25 01 2019



Persistent
weak layer



Treeline



Wind-drifted
snow



Treeline

Weakly bonded old snow requires caution.

Avalanches can be released in the old snowpack and reach medium size in particular on steep shady slopes. These avalanche prone locations are barely recognisable, even to the trained eye. The avalanche prone locations are to be found in gullies and bowls, and adjacent to ridgelines in all aspects. Backcountry touring and other off-piste activities call for meticulous route selection.

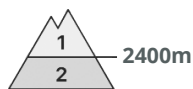
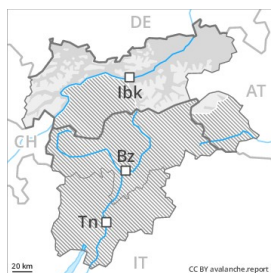
Snowpack

Faceted weak layers exist in the snowpack especially on steep, rather lightly snow-covered shady slopes. The fresh snow and wind slabs of yesterday are lying on top of a weakly bonded old snowpack in particular on steep shady slopes above approximately 2200 m. Below approximately 2000 m thus far only a little snow is lying.

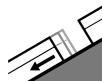
Tendency

Moderate, level 2.

Danger Level 2 - Moderate



Tendency: Constant avalanche danger →
on Friday 25 01 2019



Gliding snow



The backcountry touring conditions are favourable. Gliding snow represents the main danger.

The conditions are favourable for backcountry touring and other off-piste activities outside marked and open pistes. There is a danger of gliding avalanches. This applies on steep grassy slopes below approximately 2400 m as well as on sunny slopes. Areas with glide cracks are to be avoided.

Snowpack

Danger patterns

dp 2: gliding snow

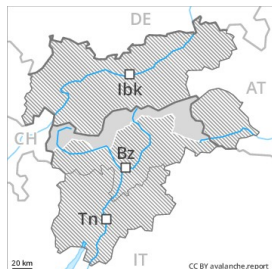
No distinct weak layers exist in the snowpack. Wind slabs have bonded well with the old snowpack.

Tendency

The snow sport conditions outside marked and open pistes remain favourable.



Danger Level 2 - Moderate



Tendency: Constant avalanche danger →
on Friday 25 01 2019



Persistent
weak layer



Treeline



Gliding snow



2400m

Backcountry touring and other off-piste activities call for caution and restraint.

The older wind slabs can be released, mostly by large loads. Avalanches can in isolated cases be released in the old snowpack and reach quite a large size especially in the regions with a lot of snow. Remotely triggered avalanches are possible in isolated cases. The avalanche prone locations are barely recognisable for beginners. Maintaining distances between individuals and one-at-a-time descents are recommended. Individual gliding avalanches can also occur.

Snowpack

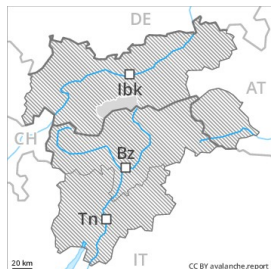
The snowpack remains quite prone to triggering. Precarious weak layers exist deep in the snowpack in all aspects. The avalanche situation is more favourable in highly frequented terrain. Transitions from a shallow to a deep snowpack are especially precarious.

Tendency

Moderate, level 2.



Danger Level 2 - Moderate



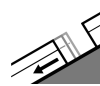
Tendency: Constant avalanche danger →
 on Friday 25 01 2019



Persistent weak layer



2500m
 1800m



Gliding snow



2400m

Weak layers in the lower part of the snowpack necessitate caution.

Weak layers in the lower part of the snowpack can be released in isolated cases and mostly by large additional loads in particular on steep west, north and east facing slopes. Avalanches can release the entire snowpack and reach medium size. Avalanches can be released especially at transitions from a shallow to a deep snowpack, when entering gullies and bowls for example. Caution is to be exercised in places that are protected from the wind in areas close to the tree line as well as above the tree line. The avalanche prone locations are barely recognisable, even to the trained eye. Whumpfung sounds and the formation of shooting cracks when stepping on the snowpack serve as an alarm sign. In little used terrain the avalanche prone locations are more prevalent. On steep grassy slopes individual small and medium-sized gliding avalanches are possible below approximately 2400 m. Backcountry touring and other off-piste activities call for experience in the assessment of avalanche danger and careful route selection.

Snowpack

Danger patterns

dp 1: deep persistent weak layer

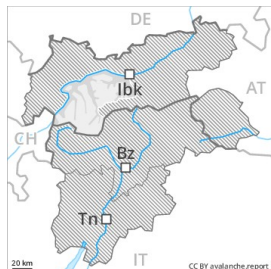
dp 2: gliding snow

Avalanche prone weak layers exist in the bottom section of the old snowpack. This applies in particular between approximately 1800 and 2500 m and on west, north and east facing slopes.

Tendency

Weakly bonded old snow requires caution.

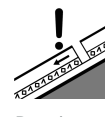
Danger Level 2 - Moderate



Tendency: Constant avalanche danger →
 on Friday 25 01 2019



Gliding snow



Persistent weak layer



Gliding snow requires caution. Avalanches can in very isolated cases be released in the old snowpack, this applies in particular in case of a large load.

On steep grassy slopes more gliding avalanches are possible below approximately 2400 m, especially on sunny slopes. Weak layers in the old snowpack can still be released in isolated cases in particular at transitions from a shallow to a deep snowpack, this applies in particular in case of a large load, caution is to be exercised in particular on extremely steep shady slopes between approximately 2300 and 2700 m. The avalanche prone locations are rare and are barely recognisable, even to the trained eye.

Snowpack

Danger patterns

dp 2: gliding snow

dp 1: deep persistent weak layer

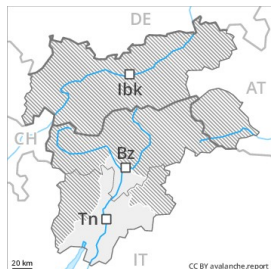
For the time of year, a lot of snow is lying. In very isolated cases weak layers exist in the bottom section of the snowpack.

Tendency

The avalanche danger will persist.



Danger Level 1 - Low



Tendency: Constant avalanche danger →
on Friday 25 01 2019



Wind-drifted
snow



2200m

In all altitude zones from a snow sport perspective, in most cases insufficient snow is lying.

The mostly small wind slabs have bonded quite well with the old snowpack especially on sunny slopes. These are to be found especially adjacent to ridgelines and in gullies and bowls and generally at high altitudes. The avalanche prone locations are rather rare and are easy to recognise. Mostly the avalanches in these locations are small and can be released by large loads. Apart from the danger of being buried, restraint should be exercised in particular in view of the danger of avalanches sweeping people along and giving rise to falls.

Snowpack

Only a little snow is lying on north and northeast facing slopes. Below approximately 1400 m no snow is lying. The snowpack remains generally well bonded.

Tendency

Low, level 1.