

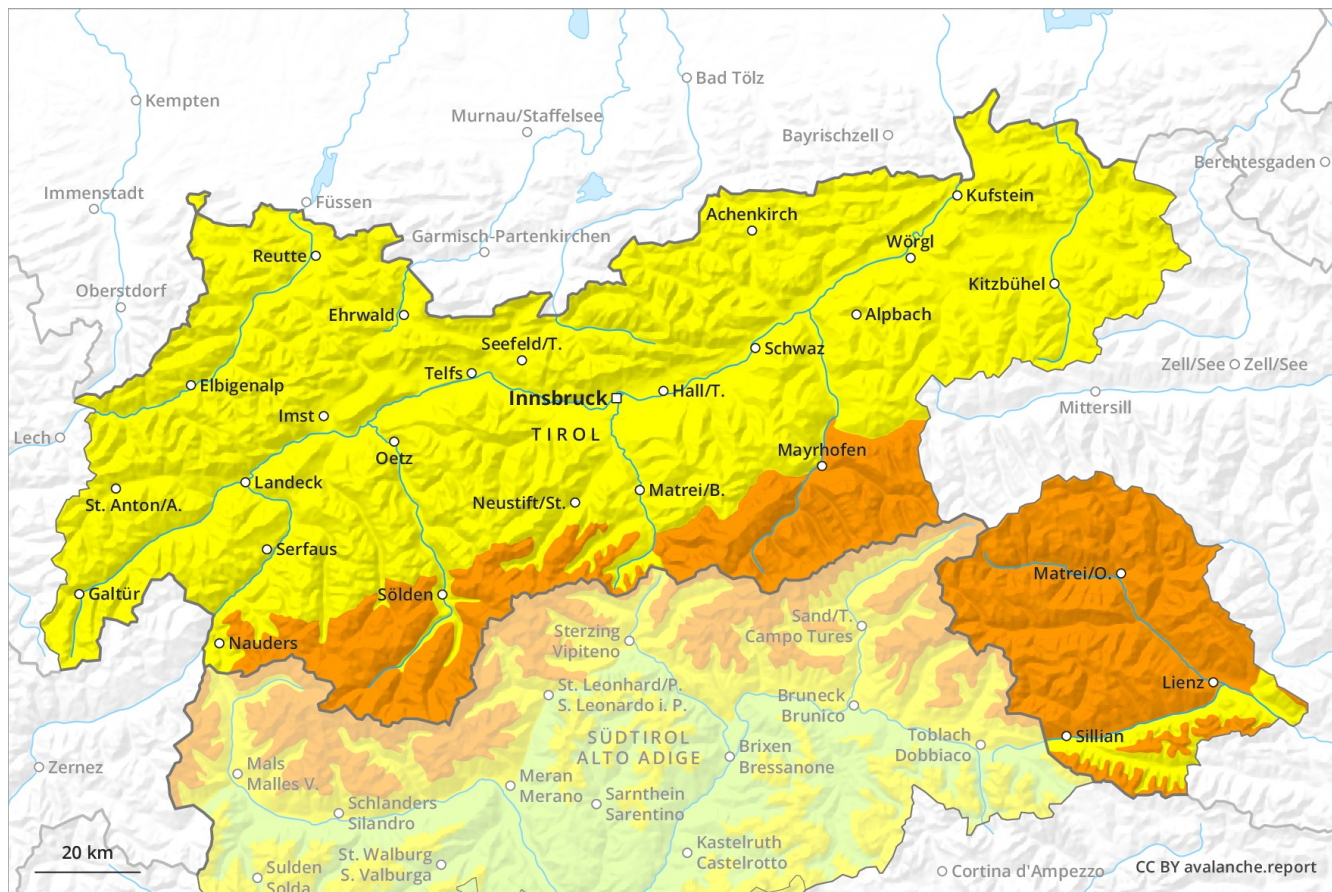
Avalanche Forecast

Friday 25 01 2019

Published 24 01 2019, 21:52



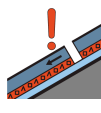
Avalanche.report



Danger Level 3 - Considerable



Tendency: Increasing avalanche danger
 on Saturday 26 01 2019



Persistent weak layer



Wind-drifted snow



Weakly bonded old snow. Fresh wind slabs are to be evaluated critically.

The somewhat older wind slabs remain prone to triggering on west to north to east facing aspects, especially between approximately 1800 and 2500 m. Whumpfung sounds and the formation of shooting cracks when stepping on the snowpack can indicate the danger. As a consequence of a gathering strong northerly wind, easily released wind slabs will form. This applies below the tree line as well as above the tree line. Fresh wind slabs are mostly small. They are clearly recognisable to the trained eye. Restraint should be exercised because avalanches can sweep people along and give rise to falls.

Snowpack

Danger patterns

dp 1: deep persistent weak layer

dp 6: cold, loose snow and wind

The wind will be strong over a wide area. The fresh wind slabs are bonding poorly with the old snowpack. They are lying on soft layers. They are lying on surface hoar. The somewhat older wind slabs are lying on top of a weakly bonded old snowpack. The snowpack will be subject to considerable local variations. From a snow sport perspective, in most cases insufficient snow is lying.

Tendency

The avalanche danger will increase but remain within the current danger level.

Danger Level 3 - Considerable



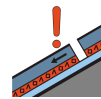
Tendency: Increasing avalanche danger
 on Saturday 26 01 2019



Wind-drifted
 snow



Treeline



Persistent
 weak layer



2500m
 1800m

Fresh wind slabs are to be evaluated critically. Weak layers in the lower part of the snowpack necessitate caution.

As a consequence of a gathering strong northerly wind, easily released wind slabs will form. They are in some cases thick. This applies in particular in gullies and bowls, and behind abrupt changes in the terrain. They are clearly recognisable to the trained eye. Weak layers in the lower part of the snowpack can be released in isolated cases and mostly by large additional loads in particular on steep west, north and east facing slopes. Avalanches can release the entire snowpack and reach medium size. Avalanches can be released especially at transitions from a shallow to a deep snowpack, when entering gullies and bowls for example. Caution is to be exercised in places that are protected from the wind in areas close to the tree line as well as above the tree line. The avalanche prone locations are barely recognisable, even to the trained eye. Whumpfung sounds and the formation of shooting cracks when stepping on the snowpack serve as an alarm sign. In little used terrain the avalanche prone locations are more prevalent. On steep grassy slopes individual small and medium-sized gliding avalanches are possible below approximately 2400 m. Backcountry touring and other off-piste activities call for experience in the assessment of avalanche danger and careful route selection.

Snowpack

Danger patterns

dp 6: cold, loose snow and wind

dp 1: deep persistent weak layer

Fresh wind slabs are poorly bonded with the old snowpack. They are lying on soft layers. They are lying on surface hoar. Avalanche prone weak layers exist in the bottom section of the old snowpack. This applies in particular between approximately 1800 and 2500 m and on west, north and east facing slopes.

Tendency

Increase in danger as a consequence of the moderate to strong northerly wind. The avalanche danger will increase but remain within the current danger level. Weakly bonded old snow requires caution.

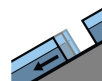
Danger Level 3 - Considerable



Tendency: Increasing avalanche danger
on Saturday 26 01 2019



Wind-drifted
snow



Gliding snow



2400m

Fresh wind slabs are to be evaluated critically. Caution is to be exercised in areas with glide cracks.

As a consequence of a gathering storm force northerly wind, easily released wind slabs will form. This applies below the tree line as well as above the tree line. The fresh wind slabs are in some cases thick, especially in gullies and bowls, and behind abrupt changes in the terrain above the tree line. They are clearly recognisable to the trained eye. In addition there is a danger of gliding avalanches. This applies on steep grassy slopes below approximately 2400 m as well as on sunny slopes. Areas with glide cracks are to be avoided.

Snowpack

Danger patterns

dp 6: cold, loose snow and wind

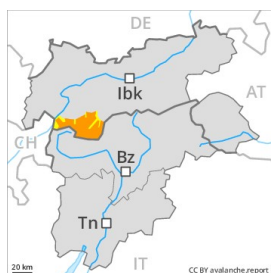
dp 2: gliding snow

The fresh wind slabs are poorly bonded with the old snowpack. They are lying on soft layers. They are lying on surface hoar. No distinct weak layers exist in the old snowpack.

Tendency

Increase in avalanche danger as a consequence of the strong to storm force northerly wind. The avalanche danger will increase but remain within the current danger level.

Danger Level 3 - Considerable



Tendency: Increasing avalanche danger
 on Saturday 26 01 2019



Wind-drifted
 snow



Treeline



Persistent
 weak layer



2600m
 2200m

Fresh wind slabs represent the main danger. Avalanches can in very isolated cases be released in the old snowpack, this applies in particular in case of a large load.

As a consequence of a gathering strong northerly wind, easily released wind slabs will form. They are in some cases thick. This applies in particular in gullies and bowls, and behind abrupt changes in the terrain. They are clearly recognisable to the trained eye. Weak layers in the old snowpack can be released especially by large additional loads. Transitions from a shallow to a deep snowpack are unfavourable, caution is to be exercised in particular on extremely steep shady slopes between approximately 2200 and 2600 m. The avalanche prone locations are rare and are barely recognisable, even to the trained eye. On steep grassy slopes more gliding avalanches are possible below approximately 2400 m, especially on sunny slopes.

Snowpack

Danger patterns

dp 6: cold, loose snow and wind

dp 1: deep persistent weak layer

Fresh wind slabs are bonding poorly with the old snowpack. They are lying on soft layers. They are lying on surface hoar. In very isolated cases weak layers exist in the bottom section of the snowpack. For the time of year, a lot of snow is lying.

Tendency

The avalanche danger will increase but remain within the current danger level.

Danger Level 3 - Considerable



Tendency: Increasing avalanche danger
 on Saturday 26 01 2019



Wind-drifted
 snow



Persistent
 weak layer



2500m
 1800m

Fresh wind slabs are to be evaluated critically. Weak layers in the lower part of the snowpack necessitate caution and restraint.

As a consequence of a strong to storm force northerly wind, easily released wind slabs will form. This applies on steep slopes below the tree line as well as above the tree line. They are in many cases thick, especially above the tree line. Distinct weak layers in the lower part of the snowpack can be released even by individual winter sport participants. On steep west, north and east facing slopes and between approximately 1800 and 2500 m the likelihood of avalanches is substantially higher. Avalanches can release the entire snowpack and reach large size in some cases. Avalanches can be released especially at transitions from a shallow to a deep snowpack, when entering gullies and bowls for example. Caution is to be exercised in places that are protected from the wind in areas close to the tree line as well as above the tree line. The avalanche prone locations are barely recognisable, even to the trained eye. Whumphing sounds and the formation of shooting cracks when stepping on the snowpack serve as an alarm sign. In little used terrain the avalanche prone locations are more prevalent. On steep grassy slopes individual small and medium-sized gliding avalanches are possible below approximately 2400 m. Backcountry touring and other off-piste activities call for experience in the assessment of avalanche danger and careful route selection.

Snowpack

Danger patterns

dp 6: cold, loose snow and wind

dp 1: deep persistent weak layer

The wind will be strong to storm force. The fresh wind slabs are poorly bonded with the old snowpack. They are lying on soft layers. They are lying on surface hoar. Avalanche prone weak layers exist in the bottom section of the old snowpack. This applies in particular between approximately 1800 and 2500 m.

Tendency

The avalanche danger will increase but remain within the current danger level. Weakly bonded old snow requires caution.

Danger Level 2 - Moderate



Tendency: Increasing avalanche danger
 on Saturday 26 01 2019



Wind-drifted
 snow



Treeline



Persistent
 weak layer



2600m
 2200m

Fresh wind slabs are to be evaluated critically. Gliding snow requires caution. Avalanches can in very isolated cases be released in the old snowpack, this applies in particular in case of a large load.

As a consequence of a moderate northerly wind, rather small wind slabs will form. These but can be released easily. The avalanche prone locations are to be found in particular adjacent to ridgelines and in gullies and bowls above the tree line. The fresh wind slabs are clearly recognisable to the trained eye. On steep grassy slopes more gliding avalanches are possible below approximately 2400 m, especially on sunny slopes. Weak layers in the old snowpack can still be released in isolated cases in particular at transitions from a shallow to a deep snowpack, this applies in particular in case of a large load, caution is to be exercised in particular on extremely steep shady slopes between approximately 2200 and 2600 m. The avalanche prone locations are rare and are barely recognisable, even to the trained eye.

Snowpack

Danger patterns

dp 6: cold, loose snow and wind

dp 1: deep persistent weak layer

The wind will be moderate over a wide area. Fresh wind slabs are bonding poorly with the old snowpack. They are lying on soft layers. They are lying on surface hoar in some places. For the time of year, a lot of snow is lying. In very isolated cases weak layers exist in the bottom section of the snowpack.

Tendency

The avalanche danger will increase but remain within the current danger level.

Danger Level 2 - Moderate



Tendency: Increasing avalanche danger
 on Saturday 26 01 2019



Wind-drifted
 snow



Treeline



Gliding snow



2400m

The backcountry touring conditions are generally favourable. Fresh wind slabs are to be found in particular adjacent to ridgelines and in gullies and bowls. Areas with glide cracks are to be avoided.

The conditions are generally favourable for backcountry touring and other off-piste activities outside marked and open pistes. Fresh wind slabs represent the main danger. This applies in particular adjacent to ridgelines and in gullies and bowls above the tree line as well as on steep east, south and west facing slopes. The brittle wind slabs are mostly small but to be assessed critically. They are clearly recognisable to the trained eye. In addition there is a danger of gliding avalanches. This applies on steep grassy slopes below approximately 2400 m as well as on sunny slopes. Areas with glide cracks are to be avoided.

Snowpack

Danger patterns

dp 6: cold, loose snow and wind

dp 2: gliding snow

Some snow will fall. The wind will be moderate over a wide area. Fresh wind slabs are bonding poorly with the old snowpack. They are lying on soft layers. They are lying on surface hoar. No distinct weak layers exist in the old snowpack.

Tendency

The snow sport conditions outside marked and open pistes remain generally favourable. Fresh wind slabs are to be avoided.