

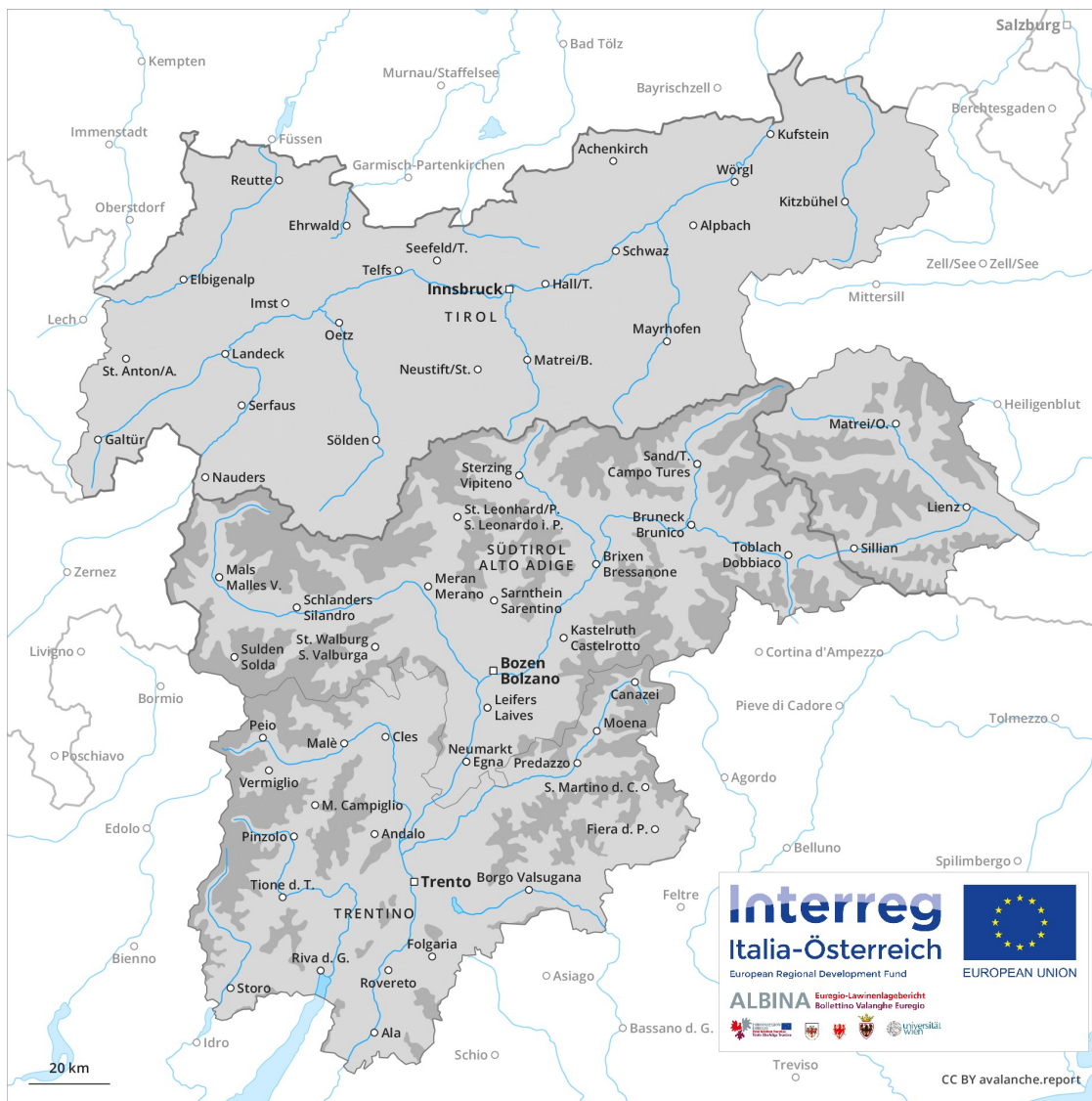
Avalanche Forecast

Thursday 07 02 2019

Published 06 02 2019, 17:00



Avalanche.report





Danger Level 3 - Considerable



Tendency: Decreasing avalanche danger
on Friday 08 02 2019



Wind-drifted
snow



Treeline



Persistent
weak layer



Considerable avalanche danger will prevail. Backcountry touring calls for experience in the assessment of avalanche danger.

More natural avalanches are possible, in particular medium-sized ones. Avalanche prone locations are to be found in particular on steep shady slopes above approximately 1500 m and in the vicinity of peaks in all altitude zones. Even single backcountry tourers can release avalanches, including large ones. The wind slabs are to be avoided in particular in steep terrain.

Snowpack

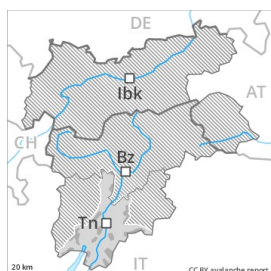
The fresh snow and wind slabs of the last few days are lying on top of a weakly bonded old snowpack in all aspects. Faceted weak layers exist in the old snowpack in particular between approximately 1600 and 2600 m. Whumpfung sounds and the formation of shooting cracks when stepping on the snowpack are a clear indication of a weakly bonded snowpack.

Tendency

The avalanche danger will decrease gradually.



Danger Level 3 - Considerable



Tendency: Decreasing avalanche danger
on Friday 08 02 2019



Wind-drifted
snow



Persistent
weak layer



Considerable avalanche danger will prevail. Backcountry touring calls for extensive experience and restraint.

In the vicinity of peaks a considerable avalanche danger will persist. Dry loose snow slides are possible, even medium-sized ones. Faceted weak layers exist deeper in the snowpack in particular on steep shady slopes. These are to be found especially above the tree line. Single backcountry tourers can release avalanches, including large ones. Backcountry touring calls for experience in the assessment of avalanche danger.

Snowpack

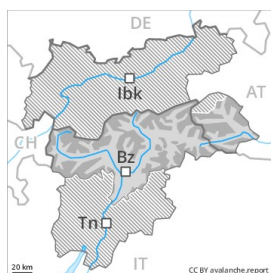
The fresh snow and wind slabs of the last few days are lying on top of a weakly bonded old snowpack in particular on steep shady slopes above approximately 1800 m. In some places fresh snow is lying on an icy crust. Dunes on the snow surface and whumpung sounds and the formation of shooting cracks when stepping on the snowpack can indicate the danger.

Tendency

The avalanche danger will decrease gradually.



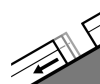
Danger Level 3 - Considerable



Tendency: Constant avalanche danger →
on Friday 08 02 2019



Persistent weak layer



Gliding snow



Avalanches can be triggered in the old snowpack and reach large size. Caution is to be exercised in areas with glide cracks.

The fresh snow and wind slabs of last week remain prone to triggering. Dry avalanches can in many places be released by small loads. This applies in all aspects. Also slopes adjacent to ridgelines are especially dangerous. Backcountry touring and other off-piste activities call for extensive experience in the assessment of avalanche danger and careful route selection. In highly frequented off-piste terrain and on popular backcountry touring routes the avalanche situation is a little more favourable. In addition a latent danger of gliding avalanches exists, in particular below approximately 2400 m on steep grassy slopes, especially in the regions with a lot of snow. Gliding avalanches can be released at any time of day or night.

Snowpack

Danger patterns

dp 1: deep persistent weak layer

dp 2: gliding snow

The fresh snow and wind slabs of last week are lying on top of a weakly bonded old snowpack in all aspects. Faceted weak layers exist in the old snowpack in particular between approximately 1600 and 2600 m. Whumpfung sounds and the formation of shooting cracks when stepping on the snowpack are a clear indication of a weakly bonded snowpack.

Tendency

Hardly any decrease in avalanche danger.

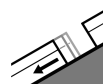
Danger Level 2 - Moderate



Tendency: Decreasing avalanche danger
on Friday 08 02 2019



Persistent
weak layer



Gliding snow



Weak layers in the upper part of the snowpack necessitate caution. Areas with glide cracks are to be avoided.

Weak layers in the upper part of the snowpack can be released in particular on extremely steep southwest, south and southeast facing slopes, in particular between approximately 2300 and 2600 m, this applies in particular in case of a large load. These places are barely recognisable, even to the trained eye. In highly frequented off-piste terrain and on popular backcountry touring routes the avalanche situation is more favourable. In addition the extensive wind slabs of last week are capable of being triggered in isolated cases still, especially adjacent to ridgelines at high altitudes and in high Alpine regions on very steep shady slopes. A latent danger of gliding avalanches exists, in particular below approximately 2400 m on steep grassy slopes. Gliding avalanches can be released at any time of day or night.

Snowpack

Danger patterns

dp 4: cold following warm / warm following cold

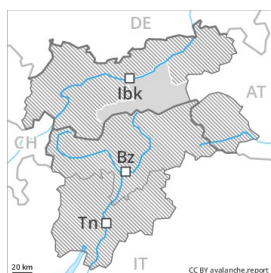
dp 2: gliding snow

As a consequence of fresh snow and a sometimes strong wind, extensive wind slabs formed in the last few days in all aspects. They have bonded quite well with the old snowpack. Isolated avalanche prone weak layers exist in the top section of the old snowpack. This applies in particular on extremely steep southwest, south and southeast facing slopes between approximately 2300 and 2600 m. No distinct weak layers exist in the bottom section of the old snowpack. Some snow will fall in the evening. The wind will be light to moderate.

Tendency

Slight decrease in danger.

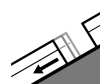
Danger Level 2 - Moderate



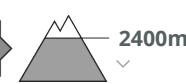
Tendency: Decreasing avalanche danger
 on Friday 08 02 2019



Persistent
 weak layer



Gliding snow



Isolated avalanche prone weak layers exist in the old snowpack. Caution is to be exercised in areas with glide cracks.

Avalanches can be released, mostly by large loads and reach medium size. The avalanche prone locations for dry avalanches are to be found especially on steep, little used slopes between approximately 2300 and 2600 m. This applies in all aspects. These places are barely recognisable, even to the trained eye. Areas where the snow cover is rather shallow are unfavourable. In addition the extensive wind slabs of last week are capable of being triggered in isolated cases still, especially adjacent to ridgelines at high altitudes and in high Alpine regions on very steep shady slopes. Snow sport activities outside marked and open pistes call for experience in the assessment of avalanche danger. A latent danger of gliding avalanches exists, in particular below approximately 2400 m on steep grassy slopes. Gliding avalanches can be released at any time of day or night.

Snowpack

Danger patterns

dp 4: cold following warm / warm following cold

dp 2: gliding snow

As a consequence of fresh snow and a sometimes strong wind, extensive wind slabs formed in all aspects. These have bonded quite well with the old snowpack. Avalanche prone weak layers exist in the top section of the old snowpack. This applies in particular on extremely steep southwest, south and southeast facing slopes between approximately 2300 and 2600 m. Isolated avalanche prone weak layers exist in the bottom section of the old snowpack in particular on steep shady slopes. This also applies between approximately 2300 and 2600 m. Some snow will fall in the evening over a wide area. The wind will be light to moderate.

Tendency

Slight decrease in avalanche danger.