

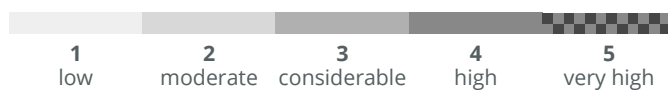
# Avalanche Forecast

## Saturday 09 02 2019

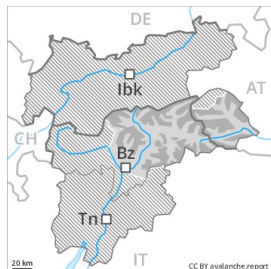
Published 08 02 2019, 17:00



Avalanche.report



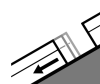
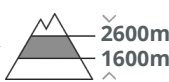
## Danger Level 3 - Considerable



**Tendency: Constant avalanche danger** →  
 on Sunday 10 02 2019



Persistent weak layer



Gliding snow



Avalanches can be released in near-ground layers. Caution is to be exercised in areas with glide cracks.

Dry avalanches can as before be released by small loads. This applies in particular on very steep west, north and east facing slopes above approximately 1600 m, also on extremely steep southwest, south and southeast facing slopes between approximately 2300 and 2600 m, especially in areas where the snow cover is rather shallow. Very steep shady slopes and adjacent to ridgelines: Wind slabs require caution. Backcountry touring and other off-piste activities call for experience in the assessment of avalanche danger and careful route selection. In highly frequented off-piste terrain and on popular backcountry touring routes the avalanche situation is a little more favourable. In addition a latent danger of gliding avalanches exists, in particular below approximately 2400 m on steep grassy slopes. Gliding avalanches can be released at any time of day or night, especially in the regions with a lot of snow.

## Snowpack

### Danger patterns

dp 1: deep persistent weak layer

dp 2: gliding snow

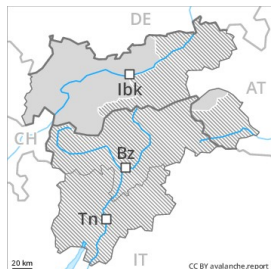
The fresh snow and wind slabs of last week are lying on top of a weakly bonded old snowpack in all aspects. Faceted weak layers exist in the old snowpack in particular between approximately 1600 and 2600 m. Whumpung sounds and the formation of shooting cracks when stepping on the snowpack serve as an alarm indicating the danger. The surface of the snowpack will freeze, but a strong crust will not form and will already soften in the late morning. This applies on very steep sunny slopes.

## Tendency

Slight increase in avalanche danger as a consequence of fresh snow and strong wind.



## Danger Level 2 - Moderate



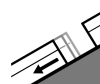
**Tendency: Decreasing avalanche danger**  
 on Sunday 10 02 2019



Persistent  
 weak layer



2600m  
 2300m



Gliding snow



2400m

Weak layers in the upper part of the snowpack necessitate caution. Areas with glide cracks are to be avoided.

Dry avalanches can in isolated cases be released by large loads and reach medium size. The avalanche prone locations are to be found in particular on extremely steep southwest, south and southeast facing slopes between approximately 2300 and 2600 m. These places are barely recognisable, even to the trained eye. In highly frequented off-piste terrain and on popular backcountry touring routes the avalanche situation is more favourable. Fresh wind slabs require caution, especially on very steep shady slopes adjacent to ridgelines. A latent danger of gliding avalanches exists, in particular below approximately 2400 m on steep grassy slopes. Gliding avalanches can be released at any time of day or night.

### Snowpack

**Danger patterns**

dp 4: cold following warm / warm following cold

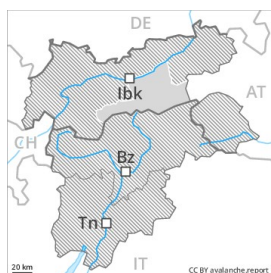
dp 2: gliding snow

Isolated avalanche prone weak layers exist in the top section of the old snowpack. This applies in particular on extremely steep southwest, south and southeast facing slopes between approximately 2300 and 2600 m. The somewhat older wind slabs have bonded quite well with the old snowpack. No distinct weak layers exist in the bottom section of the old snowpack.

### Tendency

The avalanche danger will decrease.

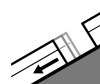
## Danger Level 2 - Moderate



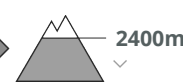
**Tendency: Decreasing avalanche danger**  
 on Sunday 10 02 2019



Persistent  
 weak layer



Gliding snow



Isolated avalanche prone weak layers exist in the old snowpack. Caution is to be exercised in areas with glide cracks.

Avalanches can in isolated cases be released by large loads and reach medium size. The avalanche prone locations for dry avalanches are to be found especially on steep, little used slopes between approximately 2300 and 2600 m. This applies in all aspects. These places are barely recognisable, even to the trained eye. Areas where the snow cover is rather shallow are unfavourable. Fresh wind slabs require caution, especially on very steep shady slopes adjacent to ridgelines. Snow sport activities outside marked and open pistes call for experience in the assessment of avalanche danger. A latent danger of gliding avalanches exists, in particular below approximately 2400 m on steep grassy slopes. Gliding avalanches can be released at any time of day or night.

## Snowpack

### Danger patterns

dp 4: cold following warm / warm following cold

dp 2: gliding snow

Isolated avalanche prone weak layers exist in the top section of the old snowpack. This applies in particular on extremely steep southwest, south and southeast facing slopes between approximately 2300 and 2600 m. Isolated avalanche prone weak layers exist in the bottom section of the old snowpack in particular on steep shady slopes. This also applies between approximately 2300 and 2600 m.

## Tendency

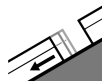
The avalanche danger will decrease.



## Danger Level 2 - Moderate



**Tendency: Constant avalanche danger** →  
on Sunday 10 02 2019



Gliding snow



Areas with glide cracks are to be avoided.

A latent danger of gliding avalanches exists, in particular below approximately 2400 m on steep grassy slopes. Gliding avalanches can be released at any time of day or night. Fresh wind slabs require caution, especially on very steep shady slopes adjacent to ridgelines.

## Snowpack

**Danger patterns**

dp 2: gliding snow

The somewhat older wind slabs have bonded well with the old snowpack. No distinct weak layers exist in the bottom section of the old snowpack.

## Tendency

The avalanche danger will persist.