



AM



PM



Danger Level 2 - Moderate

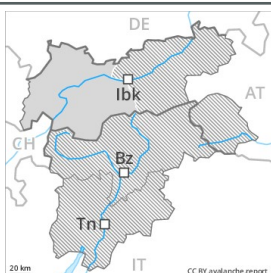
AM:



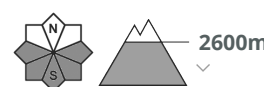
Tendency: Constant avalanche danger →
 on Sunday 17 02 2019



PM:



Tendency: Constant avalanche danger →
 on Sunday 17 02 2019



Caution is to be exercised in areas with glide cracks. Gradual increase in danger of moist avalanches as a consequence of warming during the day and solar radiation.

A latent danger of gliding avalanches exists, in particular below approximately 2400 m on steep grassy slopes. As a consequence of warming during the day and the solar radiation, the likelihood of moist avalanches being released will increase on extremely steep sunny slopes below approximately 2600 m. Moist loose snow avalanches are possible. In addition the older wind slabs on southwest, south and southeast facing slopes are capable of being triggered in very isolated cases still, in particular between approximately 2200 and 2600 m in areas where the snow cover is rather shallow, this applies in particular in case of a large load. The somewhat older wind slabs of the last few days have bonded well with the old snowpack. Very isolated avalanche prone locations are to be found on near-ridge shady slopes in high Alpine regions.

Snowpack

Danger patterns

dp 2: gliding snow

dp 10: springtime scenario

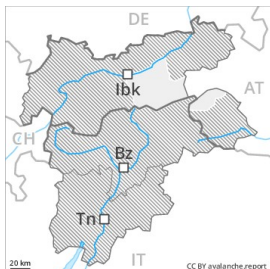
The surface of the snowpack is frozen, but not to a significant depth and will soften during the day. This applies at low altitude as well as on very steep sunny slopes in particular below approximately 2600 m. Faceted weak layers exist in the top section of the old snowpack, in particular on extremely steep sunny slopes between approximately 2200 and 2600 m. No distinct weak layers exist in the bottom section of the old snowpack.

Tendency

The avalanche danger will increase a little during the day.

Danger Level 2 - Moderate

AM:



Tendency: Constant avalanche danger →
 on Sunday 17 02 2019



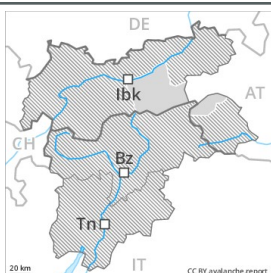
Gliding snow



Persistent weak layer



PM:



Tendency: Constant avalanche danger →
 on Sunday 17 02 2019



Gliding snow



Wet snow



Caution is to be exercised in areas with glide cracks. Gradual increase in danger of moist avalanches as a consequence of warming during the day and solar radiation.

A latent danger of gliding avalanches exists, in particular below approximately 2400 m on steep grassy slopes. As a consequence of warming during the day and the solar radiation, the likelihood of moist avalanches being released will increase on extremely steep sunny slopes below approximately 2600 m. Moist loose snow avalanches are possible. Dry avalanches can additionally be released in near-ground layers in areas where the snow cover is rather shallow. This applies on very steep shady slopes between approximately 2200 and 2600 m in areas where the snow cover is rather shallow, this applies in particular in case of a large load. The somewhat older wind slabs of the last few days have bonded well with the old snowpack. Very isolated avalanche prone locations are to be found on near-ridge shady slopes in high Alpine regions.

Snowpack

Danger patterns

dp 2: gliding snow

dp 10: springtime scenario

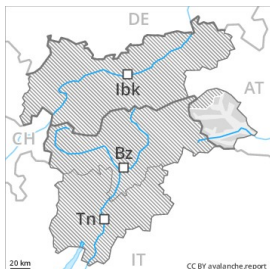
The surface of the snowpack is frozen, but not to a significant depth and will soften during the day. This applies at low altitude as well as on very steep sunny slopes in particular below approximately 2600 m. Faceted weak layers exist deep in the old snowpack, in particular on extremely steep shady slopes between approximately 2200 and 2600 m.

Tendency

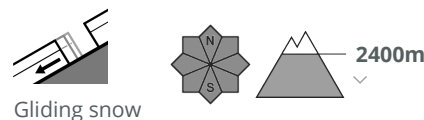
The avalanche danger will increase a little during the day.

Danger Level 2 - Moderate

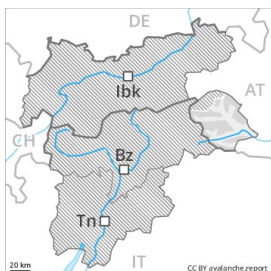
AM:



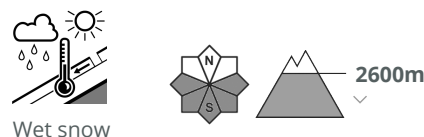
Tendency: Constant avalanche danger →
 on Sunday 17 02 2019



PM:



Tendency: Constant avalanche danger →
 on Sunday 17 02 2019



Weakly bonded old snow requires caution. Areas with glide cracks are to be avoided. Gradual increase in danger of moist avalanches as a consequence of warming during the day and solar radiation.

Weak layers near the ground can be released especially by large additional loads in particular on very steep shady slopes. This applies between approximately 1800 and 2600 m. As a consequence of warming during the day and the solar radiation, the likelihood of moist avalanches being released will increase on very steep sunny slopes below approximately 2600 m. Moist loose snow avalanches are possible. Small and, in isolated cases, medium-sized moist slab avalanches are possible. This applies in particular in case of a large load. In addition a latent danger of gliding avalanches exists, in particular below approximately 2400 m on steep grassy slopes. The wind slabs of the last few days have bonded quite well with the old snowpack. Very isolated avalanche prone locations are to be found on near-ridge shady slopes in high Alpine regions.

Snowpack

Danger patterns

dp 1: deep persistent weak layer

dp 10: springtime scenario

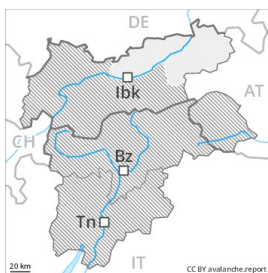
The surface of the snowpack is frozen, but not to a significant depth and will soften during the day. This applies at low altitude as well as on very steep sunny slopes in particular below approximately 2600 m. Faceted weak layers exist deep in the old snowpack.

Tendency

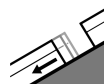
The avalanche danger will increase a little during the day.

Danger Level 2 - Moderate

AM:



Tendency: Constant avalanche danger →
 on Sunday 17 02 2019



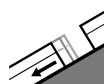
Gliding snow



PM:



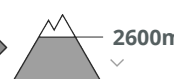
Tendency: Constant avalanche danger →
 on Sunday 17 02 2019



Gliding snow



Wet snow



Caution is to be exercised in areas with glide cracks. Gradual increase in danger of moist avalanches as a consequence of warming during the day and solar radiation.

A latent danger of gliding avalanches exists, in particular below approximately 2400 m on steep grassy slopes. As a consequence of warming during the day and the solar radiation, the likelihood of moist avalanches being released will increase on extremely steep sunny slopes below approximately 2600 m. Moist loose snow avalanches are possible. The somewhat older wind slabs of the last few days have bonded well with the old snowpack. Very isolated avalanche prone locations are to be found on near-ridge shady slopes in high Alpine regions.

Snowpack

Danger patterns

dp 2: gliding snow

dp 10: springtime scenario

The surface of the snowpack is frozen, but not to a significant depth and will soften during the day. This applies at low altitude as well as on very steep sunny slopes in particular below approximately 2600 m. No distinct weak layers exist in the snowpack.

Tendency

The avalanche danger will increase quickly during the day.