



AM

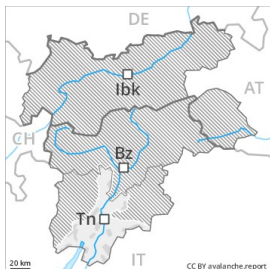


PM



Danger Level 2 - Moderate

AM:



Tendency: Constant avalanche danger →
 on Sunday 17 02 2019



PM:



Tendency: Constant avalanche danger →
 on Sunday 17 02 2019



As a consequence of warming during the day the prevalence of avalanche prone locations will increase from the late morning.

Fresh and somewhat older wind slabs have bonded quite well with the old snowpack in particular on sunny slopes. These can be released, in particular by large loads and reach medium size. The avalanche prone locations are to be found also at transitions from a shallow to a deep snowpack above the tree line. This applies in particular on steep shady slopes and adjacent to ridgelines and in gullies and bowls. A clear night will be followed in the early morning by quite favourable conditions generally, but the avalanche danger will increase later. Backcountry tours should be started and concluded early.

Snowpack

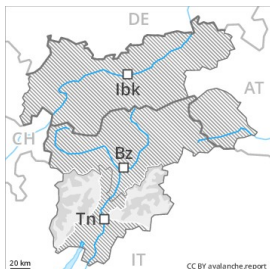
The surface of the snowpack will freeze, but a strong crust will not form and will soften during the day. Faceted weak layers exist in the bottom section of the snowpack in particular in shady places that are protected from the wind. The wind has transported the fresh and old snow significantly. Below approximately 1600 m thus far only a little snow is lying.

Tendency

As a consequence of warming during the day and the solar radiation, the likelihood of moist loose snow avalanches being released will increase gradually in particular on rocky slopes above the tree line.

Danger Level 2 - Moderate

AM:



Tendency: Constant avalanche danger →
 on Sunday 17 02 2019



Persistent weak layer



1800m

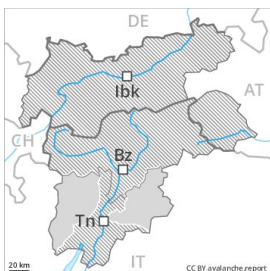


Wind-drifted snow



Treeline

PM:



Tendency: Constant avalanche danger →
 on Sunday 17 02 2019



Wet snow



2500m



Wind-drifted snow



Treeline

Weak layers in the lower part of the snowpack necessitate caution and restraint. As a consequence of warming during the day and solar radiation the prevalence of avalanche prone locations will increase in the afternoon.

The wind slabs have bonded quite well with the old snowpack in particular on steep sunny slopes. These can be released, especially by large additional loads. Faceted weak layers exist in the bottom section of the old snowpack especially on steep west, north and east facing slopes. The avalanche prone locations are to be found in particular at transitions from a shallow to a deep snowpack and in gullies and bowls, and behind abrupt changes in the terrain above approximately 1800 m. A clear night will be followed in the early morning by quite favourable conditions generally, but the avalanche danger will increase later. Moist avalanches can in isolated cases penetrate near-ground layers of the snowpack and reach large size in particular on sunny slopes. Backcountry tours and off-piste skiing should be started very early and concluded timely.

Snowpack

The strong wind has transported the fresh and old snow significantly. The snowpack will become well bonded until the early morning. The surface of the snowpack will freeze, but a strong crust will not form and will soften during the day. The fresh and older wind slabs are lying on the unfavourable surface of an old snowpack in particular on extremely steep, rather lightly snow-covered shady slopes. Faceted weak layers exist in the bottom section of the snowpack in particular here.

Tendency

As a consequence of warming during the day and the solar radiation, the likelihood of moist loose snow avalanches being released will increase gradually in particular on rocky sunny slopes below approximately



2500 m.

