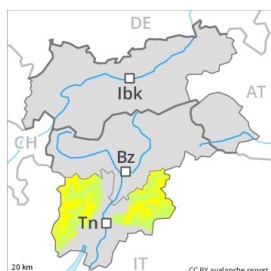
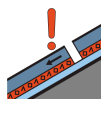


Danger Level 2 - Moderate



Tendency: Constant avalanche danger →
on Thursday 21 02 2019



Persistent weak layer



Treeline



Wet snow



Weak layers in the lower part of the snowpack necessitate caution and restraint. As a consequence of warming during the day and solar radiation the prevalence of avalanche prone locations will increase in the afternoon.

The wind slabs have bonded quite well with the old snowpack in particular on steep sunny slopes. These can be released, especially by large additional loads. Faceted weak layers exist in the bottom section of the old snowpack especially on steep west, north and east facing slopes. The avalanche prone locations are to be found in particular at transitions from a shallow to a deep snowpack and in gullies and bowls, and behind abrupt changes in the terrain. A clear night will be followed in the early morning by quite favourable conditions generally, but the avalanche danger will increase later. Moist avalanches can in isolated cases penetrate near-ground layers of the snowpack and reach large size in particular on sunny slopes. Backcountry tours and off-piste skiing should be started very early and concluded timely.

Snowpack

Danger patterns

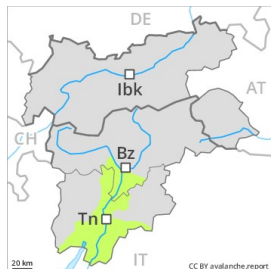
dp 10: springtime scenario

The snowpack will become well bonded until the early morning. The surface of the snowpack will freeze, but a strong crust will not form and will soften during the day. The fresh and older wind slabs are lying on the unfavourable surface of an old snowpack in particular on extremely steep, rather lightly snow-covered shady slopes. Faceted weak layers exist in the bottom section of the snowpack in particular here.

Tendency

As a consequence of warming during the day and the solar radiation, the likelihood of moist loose snow avalanches being released will increase gradually in particular on rocky sunny slopes below approximately 2500 m.

Danger Level 1 - Low



Treeline

Tendency: Constant avalanche danger →

on Thursday 21 02 2019



Persistent
weak layer



Treeline



Wet snow



Slight increase in avalanche danger as a consequence of warming during the day.

A clear night will be followed in the early morning by quite favourable conditions generally. As a consequence of warming during the day and solar radiation there will be an increase in the danger of wet and gliding avalanches. Avalanches can in isolated cases be released by small loads and reach medium size. The avalanche prone locations are to be found at transitions from a shallow to a deep snowpack above the tree line. This applies in particular on steep shady slopes and adjacent to ridgelines and in gullies and bowls. Backcountry tours should be started and concluded early.

Snowpack

Danger patterns

dp 10: springtime scenario

The surface of the snowpack will freeze to form a strong crust and will soften during the day. Faceted weak layers exist in the bottom section of the snowpack in particular in shady places that are protected from the wind. Only a little snow is lying.

Tendency

A generally favourable avalanche situation will prevail.