

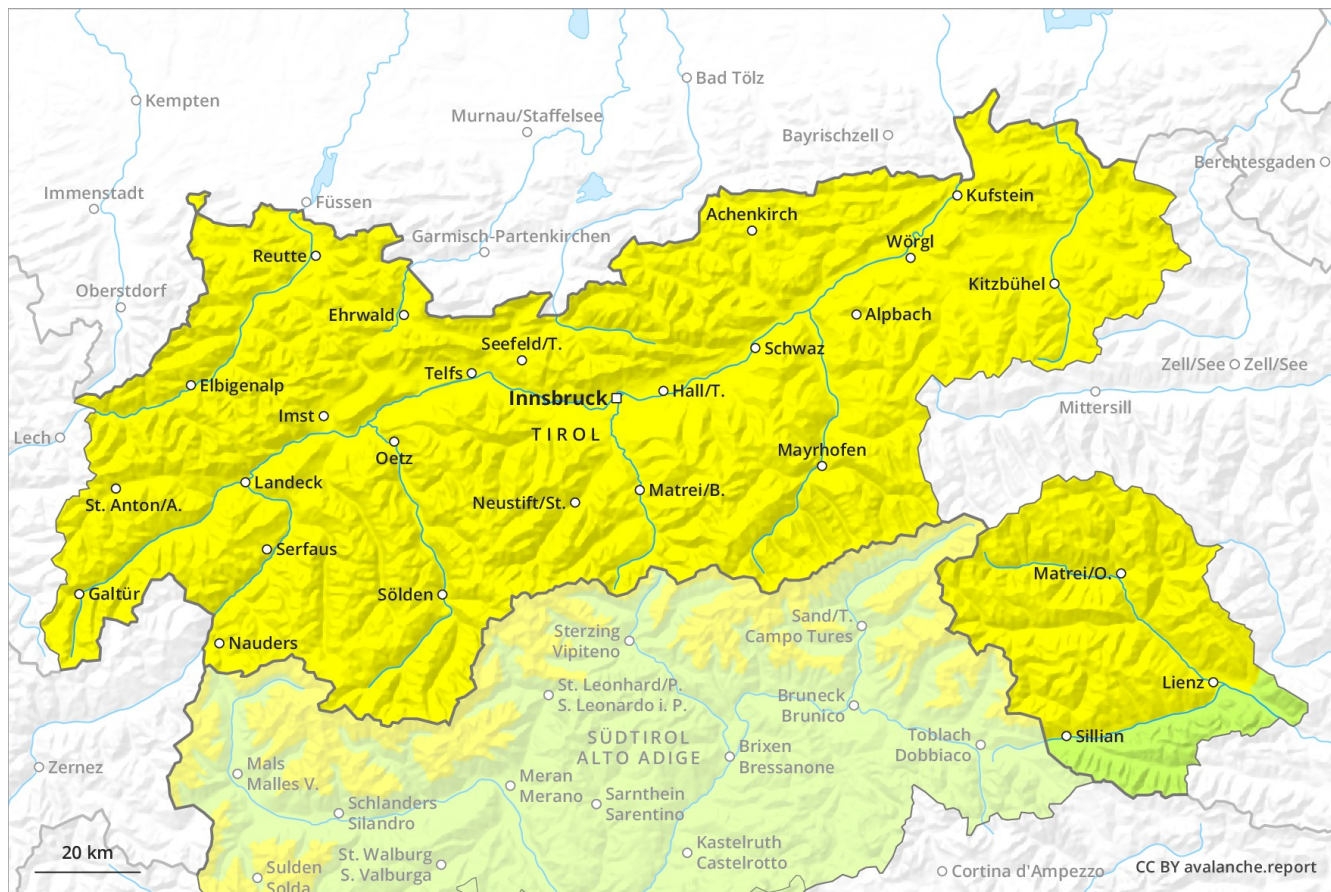
Avalanche Forecast

Monday 04 03 2019

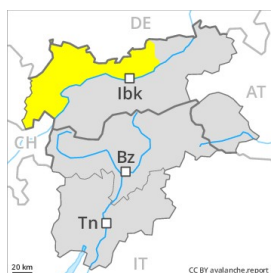
Published 03 03 2019, 17:00



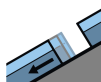
Avalanche.report



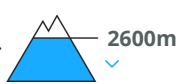
Danger Level 2 - Moderate




Tendency: Constant avalanche danger →
on Tuesday 05 03 2019



Gliding snow



Wind-drifted
snow



A substantial danger of gliding avalanches exists. Fresh wind slabs in particular in shady places that are protected from the wind.

A substantial danger of gliding avalanches exists. This applies on steep grassy slopes below approximately 2600 m, especially on sunny slopes. Below approximately 2000 m avalanche prone locations are present in all aspects and the danger is slightly greater. In particular here medium-sized to large gliding avalanches are possible. Caution is to be exercised in areas with glide cracks. As a consequence of a strong to storm force foehn wind, sometimes avalanche prone wind slabs will form in particular adjacent to ridgelines in all aspects as well as at intermediate and high altitudes. The fresh wind slabs can be released in isolated cases in particular on very steep northwest, north and northeast facing slopes, especially in places that are protected from the wind above approximately 2000 m. The avalanche prone locations are quite prevalent but are clearly recognisable to the trained eye. At elevated altitudes the avalanche prone locations will become more prevalent.

Snowpack

Danger patterns

dp 2: gliding snow

dp 6: cold, loose snow and wind

The wind will be strong to storm force over a wide area. As a consequence of a strengthening foehn wind, avalanche prone wind slabs will form in particular adjacent to ridgelines as well as at intermediate and high altitudes. The snowpack will be subject to considerable local variations. The snowpack will be wet all the way through at low altitude.

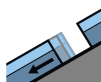
Tendency

The fresh wind slabs represent the main danger. Slight increase in danger of wet snow slides as a consequence of warming.

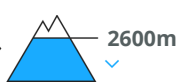
Danger Level 2 - Moderate



Tendency: Constant avalanche danger →
on Tuesday 05 03 2019



Gliding snow



Wind-drifted snow



Treeline

Fresh wind slabs in particular in shady places that are protected from the wind. An appreciable danger of gliding avalanches exists.

An appreciable danger of gliding avalanches exists. This applies on steep grassy slopes below approximately 2600 m, especially on sunny slopes. Below approximately 2000 m avalanche prone locations are present in all aspects and the danger is slightly greater. In particular here medium-sized to large gliding avalanches are possible. Caution is to be exercised in areas with glide cracks. In addition the avalanche prone wind slabs should be taken into account. The avalanche prone locations are to be found in particular on steep northwest to north to northeast facing slopes above approximately 2000 m, especially adjacent to ridgelines and in gullies and bowls and on steep slopes. Dry avalanches can to an increasing extent be released and reach medium size. Such avalanche prone locations are quite prevalent but are clearly recognisable to the trained eye. At elevated altitudes avalanche prone locations are more widespread.

Snowpack

Danger patterns

dp 2: gliding snow

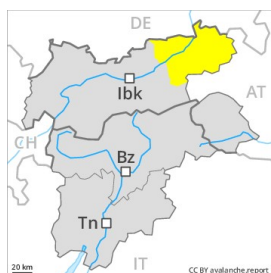
dp 6: cold, loose snow and wind

The wind will be strong to storm force over a wide area. As a consequence of a strong to storm force foehn wind, avalanche prone wind slabs will form in particular adjacent to ridgelines as well as at intermediate and high altitudes. The snowpack will be subject to considerable local variations. The old snowpack will be stable over a wide area. The snowpack will be wet all the way through at low altitude.

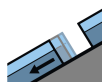
Tendency

Fresh wind slabs represent the main danger. Slight increase in danger of wet snow slides as a consequence of warming.

Danger Level 2 - Moderate



Tendency: Constant avalanche danger →
 on Tuesday 05 03 2019



Gliding snow



Wind-drifted snow



1800m

An appreciable danger of gliding avalanches exists. Fresh wind slabs in particular in shady places that are protected from the wind.

An appreciable danger of gliding avalanches exists. This applies on steep grassy slopes, especially on sunny slopes. Below approximately 2000 m the avalanche prone locations are to be found in all aspects. In particular here medium-sized to large gliding avalanches are possible. Caution is to be exercised in areas with glide cracks. In addition the fresh wind slabs should be taken into account. The avalanche prone locations are to be found in particular on steep northwest to north to northeast facing slopes, especially adjacent to ridgelines and in gullies and bowls and on steep slopes. Dry avalanches can to an increasing extent be released and reach medium size. Such avalanche prone locations are quite prevalent but are clearly recognisable to the trained eye.

Snowpack

Danger patterns

dp 2: gliding snow

dp 6: cold, loose snow and wind

The wind will be strong to storm force over a wide area. The snowpack will be subject to considerable local variations. The fresh wind slabs represent the main danger. The old snowpack will be stable over a wide area. The snowpack will be wet all the way through at low altitude.

Tendency

Temporary increase in avalanche danger as a consequence of the strong to storm force Bise wind.

Danger Level 1 - Low



Tendency: Constant avalanche danger →
on Tuesday 05 03 2019

The avalanche conditions are generally favourable.

Dry avalanches can in isolated cases be released in the old snowpack by large loads. This applies especially on very steep shady slopes between approximately 2000 and 2600 m in areas where the snow cover is rather shallow. The avalanche prone locations are very rare but are barely recognisable, even to the trained eye. Mostly avalanches are medium-sized.

Snowpack

Danger patterns

dp 1: deep persistent weak layer

The weather will be mostly sunny. The wind will be light over a wide area. The snowpack will be quite favourable. The snowpack will be subject to considerable local variations. Isolated avalanche prone weak layers exist in the bottom section of the snowpack, in particular on shady slopes between approximately 2000 and 2600 m.

Tendency

A generally favourable avalanche situation will persist. Fresh wind slabs represent the main danger.