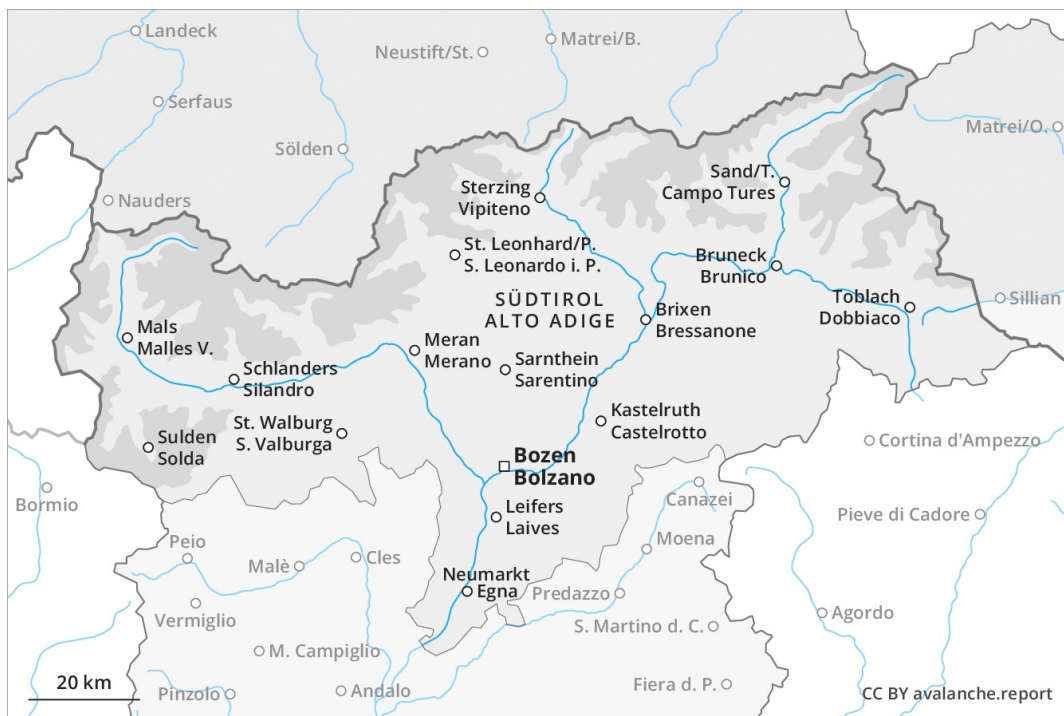
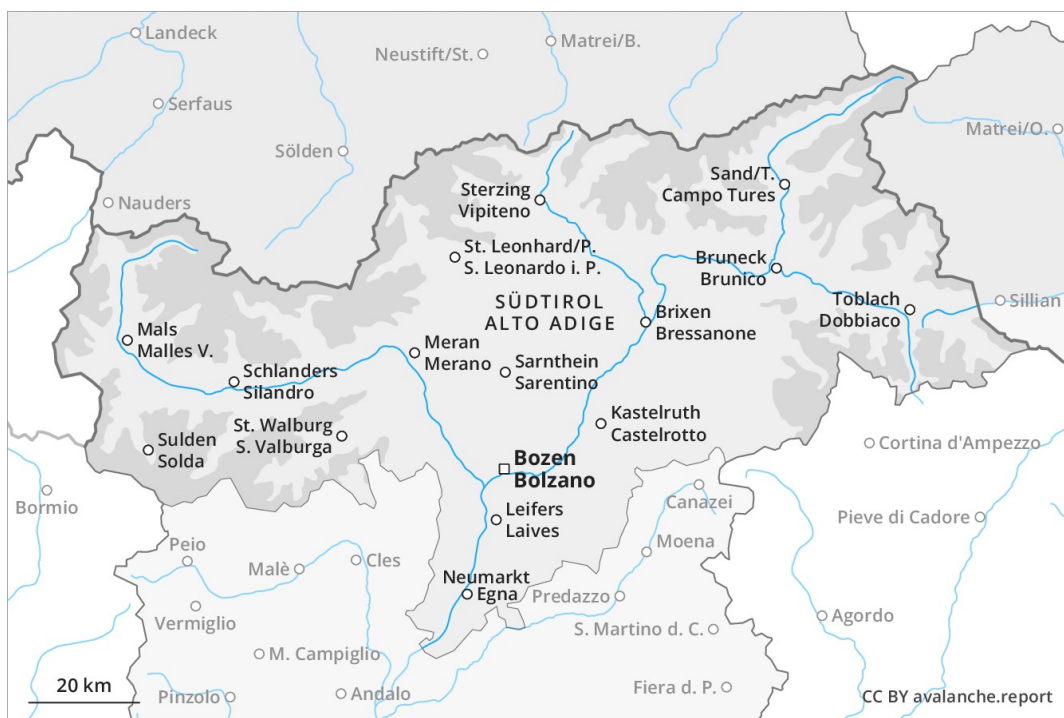




AM

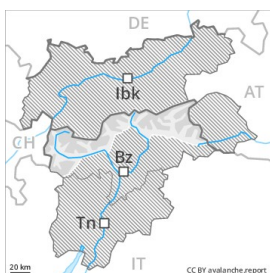


PM



Danger Level 2 - Moderate

AM:



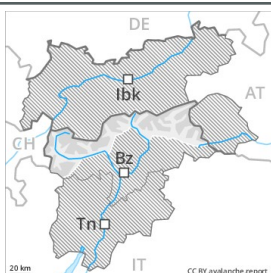
Tendency: Increasing avalanche danger ↗
 on Tuesday 05 03 2019



Persistent weak layer



PM:



Tendency: Increasing avalanche danger ↗
 on Tuesday 05 03 2019



Wet snow



In the north a moderate danger of dry avalanches will persist in some regions. The danger of moist and wet avalanches will increase during the day.

The older wind slabs can be released, even by small loads in isolated cases, but they will be small in most cases. These avalanche prone locations are clearly recognisable to the trained eye. Dry avalanches can in isolated cases be released in the old snowpack by large loads. This applies especially on very steep shady slopes especially above approximately 2000 m in areas where the snow cover is rather shallow. The avalanche prone locations are rather rare but are difficult to recognise. Mostly avalanches are medium-sized. Wet and gliding snow require caution. Areas with glide cracks are to be avoided as far as possible.

Snowpack

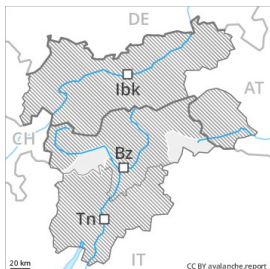
The wind slabs of the day before yesterday are poorly bonded with the old snowpack in particular on very steep shady slopes above approximately 2200 m. Faceted weak layers exist deeper in the old snowpack especially in shady places that are protected from the wind. Over a wide area a clear night. Outgoing longwave radiation during the night will be good. The weather will be sunny. The snowpack will be moist below approximately 2000 m. The weather will be sunny. The wind will be moderate.

Tendency

Some snow will fall over a wide area. In some localities increase in avalanche danger as a consequence of fresh snow and wind.

Danger Level 2 - Moderate

AM:



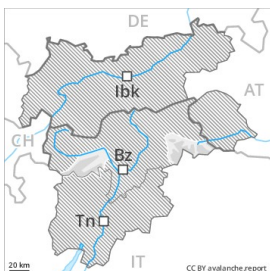
Tendency: Increasing avalanche danger on Tuesday 05 03 2019 ↗



Persistent weak layer




PM:



Tendency: Increasing avalanche danger on Tuesday 05 03 2019 ↗



Wet snow



Persistent weak layer



The danger of moist and wet avalanches will increase during the day.

Dry avalanches can in isolated cases be released in the old snowpack by large loads. This applies especially on very steep shady slopes especially above approximately 2000 m in areas where the snow cover is rather shallow. The avalanche prone locations are rather rare but are difficult to recognise. Mostly avalanches are medium-sized. Wet and gliding snow require caution. Areas with glide cracks are to be avoided as far as possible.

Snowpack

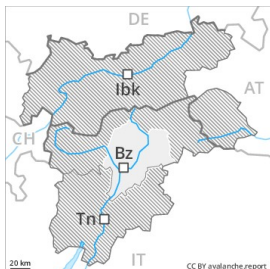
Faceted weak layers exist deeper in the old snowpack especially in shady places that are protected from the wind. The snowpack will be moist below approximately 2000 m. Over a wide area a clear night. Outgoing longwave radiation during the night will be good. The weather will be sunny. The wind will be moderate.

Tendency

Some snow will fall over a wide area. In some localities increase in avalanche danger as a consequence of the snowfall.

Danger Level 1 - Low

AM:



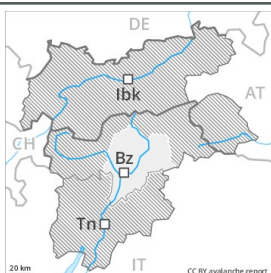
Tendency: Increasing avalanche danger
 on Tuesday 05 03 2019




Persistent weak layer



PM:



Tendency: Increasing avalanche danger
 on Tuesday 05 03 2019



Wet snow



Slight increase in danger of moist and wet avalanches as a consequence of warming during the day.

A clear night will be followed by quite favourable conditions. The avalanche prone locations are to be found at transitions from a shallow to a deep snowpack above the tree line. This applies in particular on steep shady slopes and adjacent to ridgelines and in gullies and bowls. Avalanches can in isolated cases be released, in particular by large loads and reach medium size. As a consequence of the solar radiation, the likelihood of moist and wet avalanches being released will increase a little on steep south and west facing slopes below approximately 2400 m.

Snowpack

The old snowpack will be generally subject to considerable local variations. On south facing slopes thus far only a little snow is lying at low and intermediate altitudes. The surface of the snowpack will freeze to form a strong crust and will soften during the day. In some cases relatively hard layers of snow are lying on old snow containing large grains. This applies in particular on steep shady slopes.

Tendency

Above approximately 1500 m snow will fall over a wide area. In some localities increase in danger of dry avalanches as a consequence of fresh snow and wind.