

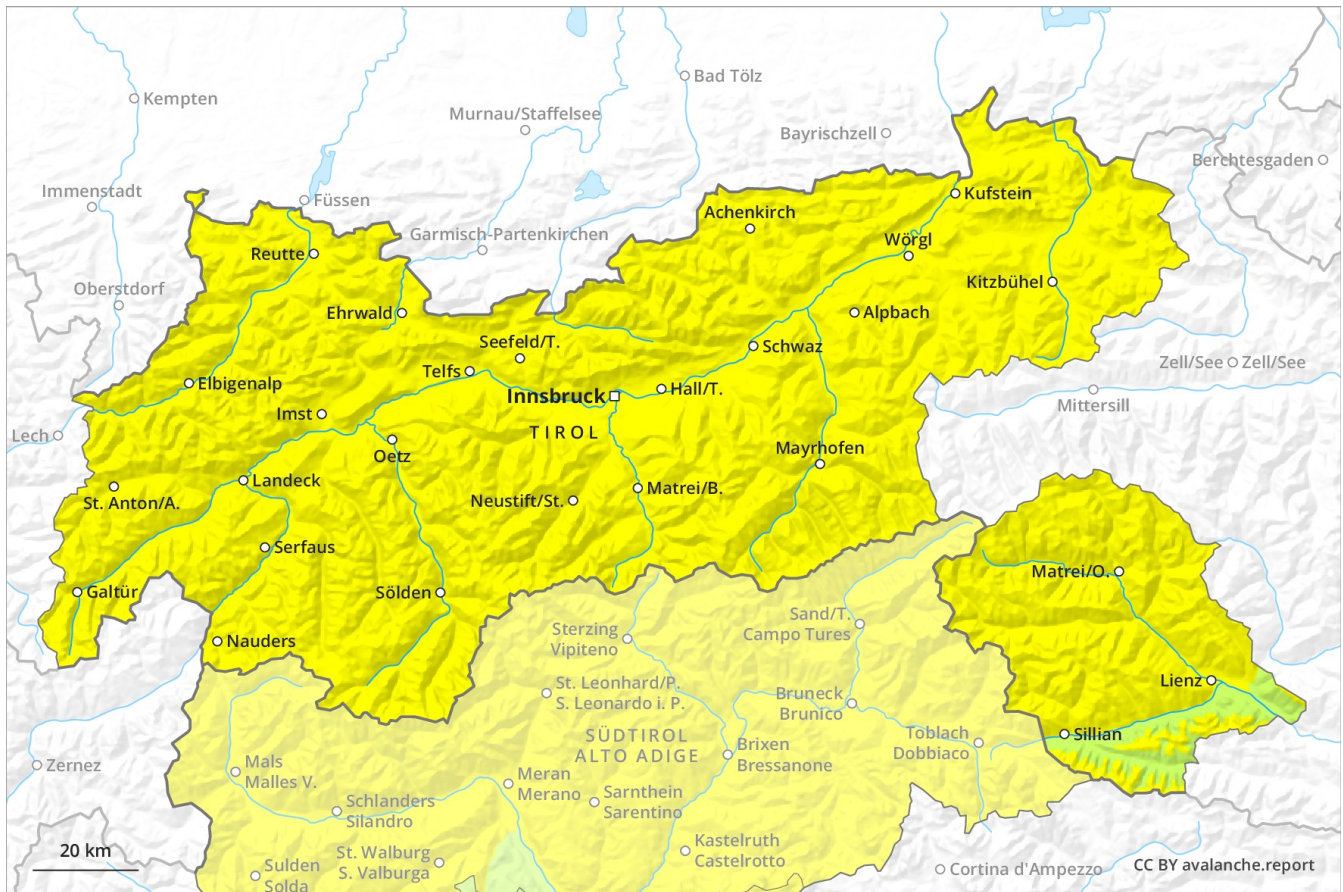
# Avalanche Forecast

## Tuesday 05 03 2019

Published 04 03 2019, 17:00



Avalanche.report



## Danger Level 2 - Moderate



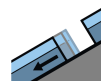
**Tendency: Constant avalanche danger** →  
on Wednesday 06 03 2019



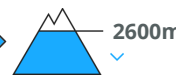
Wind-drifted  
snow



2200m



Gliding snow



2600m

Fresh wind slabs in particular in shady places that are protected from the wind. Caution is to be exercised in areas with glide cracks.

As a consequence of fresh snow and a strong to storm force wind from variable directions, sometimes avalanche prone wind slabs will form. The avalanche prone locations are to be found in particular on very steep shady slopes and adjacent to ridgelines in all aspects above approximately 2200 m. The fresh wind slabs can be released, even by a single winter sport participant, but they will be small in most cases. The avalanche prone locations are clearly recognisable to the trained eye. At elevated altitudes avalanche prone locations are more widespread. In addition a latent danger of gliding avalanches exists. This applies on steep grassy slopes below approximately 2600 m, especially on sunny slopes. As a consequence of the rain, the likelihood of gliding avalanches being released will increase a little. This applies in all aspects below approximately 1500 m. Medium-sized and, in isolated cases, large gliding avalanches are possible. Caution is to be exercised in areas with glide cracks.

## Snowpack

### Danger patterns

dp 6: cold, loose snow and wind

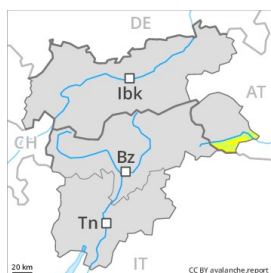
dp 2: gliding snow

Over a wide area 5 to 15 cm of snow, and even more in some localities, will fall. The wind will be strong to storm force. The fresh wind slabs are lying on soft layers especially on shady slopes. This applies in places that are protected from the wind. As a consequence of the strong wind the wind slabs will increase in size moderately. The old snowpack will be in most cases stable. In very isolated cases weak layers exist deep in the old snowpack on northwest, north and northeast facing slopes. This applies in particular between approximately 2000 and 2600 m. The snowpack will be subject to considerable local variations. The snowpack will be wet all the way through at low altitude.

## Tendency

Fresh wind slabs represent the main danger.

## Danger Level 2 - Moderate



**Tendency: Constant avalanche danger** →  
on Wednesday 06 03 2019



Wind-drifted  
snow



Fresh wind slabs in particular in shady places that are protected from the wind.

As a consequence of fresh snow and a strong to storm force wind from variable directions, sometimes avalanche prone wind slabs will form. The avalanche prone locations are to be found in particular on very steep shady slopes and adjacent to ridgelines in all aspects above approximately 2200 m. The fresh wind slabs can be released, even by a single winter sport participant, but they will be small in most cases. The avalanche prone locations are clearly recognisable to the trained eye. At elevated altitudes avalanche prone locations are more widespread.

### Snowpack

**Danger patterns**

dp 6: cold, loose snow and wind

Over a wide area 5 to 15 cm of snow, and even more in some localities, will fall. The wind will be strong to storm force. The fresh wind slabs are lying on soft layers especially on shady slopes. This applies in places that are protected from the wind. As a consequence of the strong wind the wind slabs will increase in size moderately. The old snowpack will be in most cases stable. In very isolated cases weak layers exist deep in the old snowpack on northwest, north and northeast facing slopes. This applies in particular between approximately 2000 and 2600 m. The snowpack will be subject to considerable local variations. The snowpack will be wet all the way through at low altitude.

### Tendency

Fresh wind slabs represent the main danger.

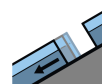
## Danger Level 2 - Moderate



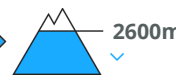
**Tendency: Constant avalanche danger** →  
 on Wednesday 06 03 2019



Wind-drifted  
 snow



Gliding snow



Fresh wind slabs in particular in shady places that are protected from the wind. Caution is to be exercised in areas with glide cracks.

As a consequence of fresh snow and a strong to storm force wind from variable directions, sometimes avalanche prone wind slabs will form. The avalanche prone locations are to be found in particular on very steep shady slopes and adjacent to ridgelines in all aspects above approximately 2200 m. The fresh wind slabs can be released, even by a single winter sport participant, but they will be small in most cases. The avalanche prone locations are clearly recognisable to the trained eye. At elevated altitudes avalanche prone locations are more widespread. In addition a latent danger of gliding avalanches exists. This applies on steep grassy slopes below approximately 2600 m, especially on sunny slopes. As a consequence of the rain, the likelihood of gliding avalanches being released will increase a little. This applies in all aspects below approximately 1500 m. Individual very large gliding avalanches are possible. Caution is to be exercised in areas with glide cracks.

### Snowpack

**Danger patterns**

dp 6: cold, loose snow and wind

dp 2: gliding snow

Over a wide area 5 to 15 cm of snow, and even more in some localities, will fall. The wind will be strong to storm force. The fresh wind slabs are lying on soft layers especially on shady slopes. This applies in places that are protected from the wind. As a consequence of the strong wind the wind slabs will increase in size moderately. The snowpack will be subject to considerable local variations. The old snowpack will be stable over a wide area. The snowpack will be wet all the way through at low altitude.

### Tendency

Fresh wind slabs represent the main danger.