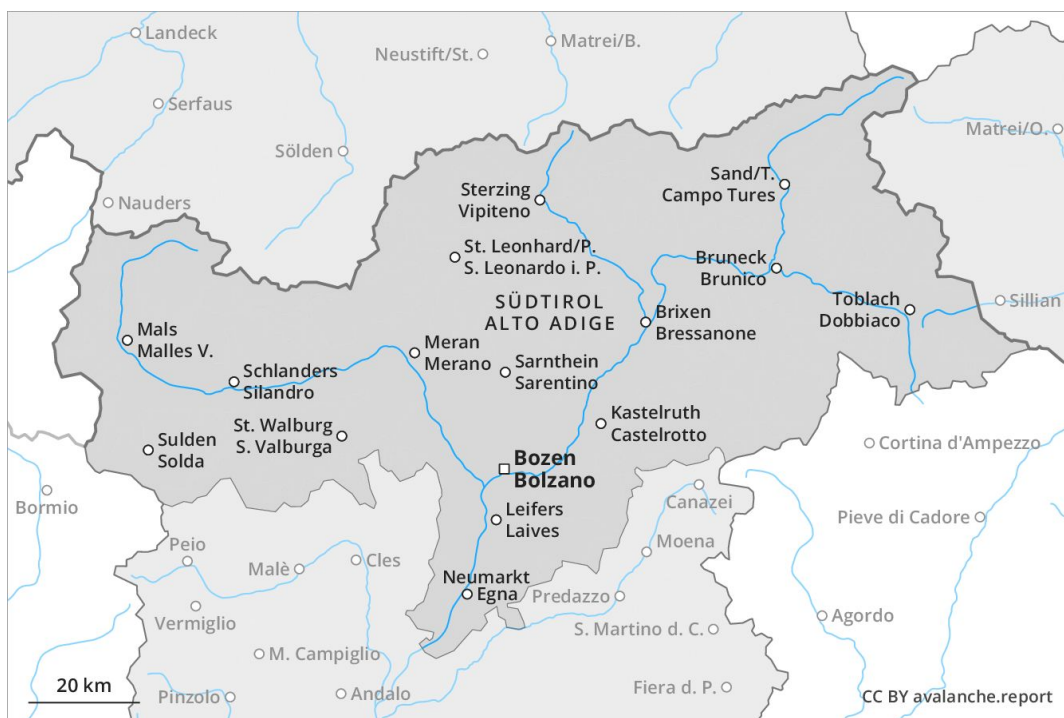




AM



PM



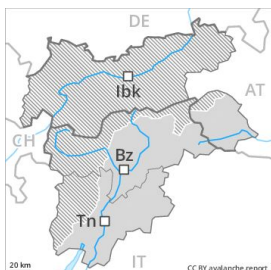
Danger Level 2 - Moderate

AM:




Tendency: Constant avalanche danger →
 on Saturday 20 04 2019


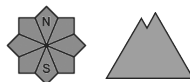
PM:



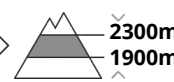
Tendency: Constant avalanche danger →
 on Saturday 20 04 2019



Wet snow



Persistent weak layer



A clear night will be followed in the early morning by favourable conditions generally, but the danger of wet avalanches will increase later.

In the late morning a favourable avalanche situation will be encountered over a wide area. As a consequence of warming during the day and the solar radiation, the likelihood of moist and wet avalanches being released will increase. The avalanche prone locations are to be found in all aspects, especially on extremely steep sunny slopes at high altitudes and in high Alpine regions as well as on extremely steep shady slopes below approximately 2400 m. The avalanches can release the moist old snow as well and reach large size in some cases. Apart from the danger of being buried, restraint should be exercised as well in view of the danger of avalanches sweeping people along and giving rise to falls.

Snowpack

Danger patterns

dp 10: springtime scenario

dp 1: deep persistent weak layer

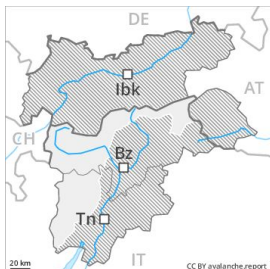
The surface of the snowpack has frozen to form a strong crust only at high altitudes and will soften during the day. In steep terrain there is a danger of falling on the hard crust. Isolated avalanche prone weak layers exist in the bottom section of the old snowpack on shady slopes, especially between approximately 1900 and 2300 m. The old snowpack will be wet all the way through at intermediate altitudes. At low altitude hardly any snow is lying.

Tendency

The avalanche conditions remain spring-like. The backcountry touring conditions in the morning are favourable.

Danger Level 2 - Moderate

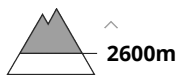
AM:



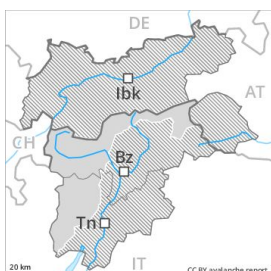
Tendency: Constant avalanche danger →
 on Saturday 20 04 2019



Persistent weak layer



PM:



Tendency: Constant avalanche danger →
 on Saturday 20 04 2019



Persistent weak layer



Wet snow



The early morning will see favourable conditions mostly, but the danger of wet avalanches will increase later.

Dry avalanches can in some places be released, in particular by large loads and reach medium size. The avalanche prone locations are to be found on extremely steep shady slopes above approximately 2600 m. During the day: As the day progresses the likelihood of moist and wet avalanches being released will increase. The avalanche prone locations are to be found in all aspects, especially on extremely steep sunny slopes at high altitudes and in high Alpine regions as well as on extremely steep shady slopes below approximately 2400 m. The avalanches can release the moist old snow as well and reach large size in some cases. Apart from the danger of being buried, restraint should be exercised as well in view of the danger of avalanches sweeping people along and giving rise to falls. In addition a latent danger of gliding avalanches exists. This applies in all aspects below approximately 2200 m as well as on steep sunny slopes below approximately 2600 m.

Snowpack

Danger patterns

dp 10: springtime scenario

dp 4: cold following warm / warm following cold

Outgoing longwave radiation during the night will be reduced in some case. The surface of the snowpack will freeze to form a strong crust only at high altitudes. In steep terrain there is a danger of falling on the hard crust. Isolated avalanche prone weak layers exist in the top section of the snowpack. This applies on shady slopes above approximately 2500 m. The old snowpack will be wet all the way through at intermediate altitudes. At low altitude hardly any snow is lying.

Tendency



The avalanche conditions remain spring-like. The backcountry touring conditions in the morning are favourable.

