



### AM

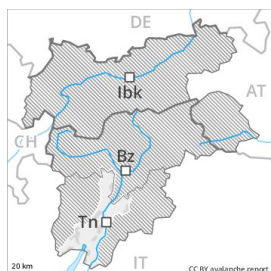


### PM





## Danger Level 2 - Moderate



**Tendency: Constant avalanche danger** →  
on Sunday 21 04 2019



Wet snow



Treeline

A clear night will be followed in the early morning by sometimes favourable avalanche conditions generally, but the danger of wet and gliding avalanches will increase later.

As a consequence of warming during the day and the solar radiation, the likelihood of wet avalanches during the day being released will increase gradually in all aspects at low and intermediate altitudes.

### Snowpack

#### Danger patterns

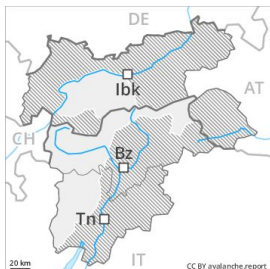
dp 2: gliding snow

dp 10: springtime scenario

The old snowpack will be wet all the way through at intermediate altitudes. In the Etschtal no snow is lying on south facing slopes.

## Danger Level 2 - Moderate

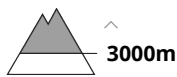
**AM:**



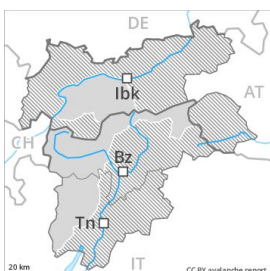
**Tendency: Constant avalanche danger** →  
 on Sunday 21 04 2019



Persistent weak layer



**PM:**



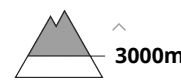
**Tendency: Constant avalanche danger** →  
 on Sunday 21 04 2019



Wet snow



Persistent weak layer



The early morning will see favourable conditions generally, but the danger of wet avalanches will increase later.

Dry avalanches can in very isolated cases be released by large loads and reach medium size. The avalanche prone locations are to be found on extremely steep shady slopes above approximately 3000 m.

During the day: As the day progresses the likelihood of moist and wet avalanches being released will increase. The avalanche prone locations are to be found in all aspects, especially on extremely steep sunny slopes at high altitudes and in high Alpine regions as well as on extremely steep shady slopes below approximately 2400 m. The avalanches can release the moist old snow as well and reach large size in some cases. Apart from the danger of being buried, restraint should be exercised as well in view of the danger of avalanches sweeping people along and giving rise to falls. In addition a latent danger of gliding avalanches exists. This applies in all aspects below approximately 2200 m as well as on steep sunny slopes below approximately 2600 m.

## Snowpack

**Danger patterns**

dp 10: springtime scenario

dp 4: cold following warm / warm following cold

Outgoing longwave radiation during the night will be good. The surface of the snowpack has frozen to form a strong crust. In steep terrain there is a danger of falling on the hard crust. The surface of the snowpack will soften during the day. Isolated avalanche prone weak layers exist in the top section of the snowpack. This applies on shady slopes above approximately 3000 m. The old snowpack will be wet all the way through at intermediate and high altitudes. At low altitude hardly any snow is lying.

## Tendency

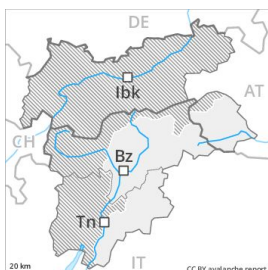


The avalanche conditions remain spring-like. The backcountry touring conditions in the morning are favourable.



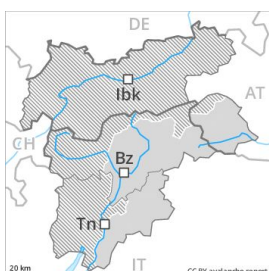
## Danger Level 2 - Moderate

**AM:**



**Tendency: Constant avalanche danger** →  
 on Sunday 21 04 2019

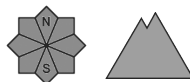
**PM:**



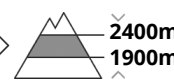
**Tendency: Constant avalanche danger** →  
 on Sunday 21 04 2019



Wet snow



Persistent weak layer



A clear night will be followed in the early morning by favourable conditions generally, but the danger of wet avalanches will increase later.

In the late morning a favourable avalanche situation will prevail. As a consequence of warming during the day and the solar radiation, the likelihood of moist and wet avalanches being released will increase. The avalanche prone locations are to be found in all aspects, especially on extremely steep sunny slopes at high altitudes and in high Alpine regions as well as on extremely steep shady slopes below approximately 2400 m. The avalanches can release the moist old snow as well and reach large size in some cases. Apart from the danger of being buried, restraint should be exercised as well in view of the danger of avalanches sweeping people along and giving rise to falls.

## Snowpack

**Danger patterns**

dp 10: springtime scenario

dp 1: deep persistent weak layer

Outgoing longwave radiation during the night will be good. The surface of the snowpack has frozen to form a strong crust. In steep terrain there is a danger of falling on the hard crust. The surface of the snowpack will soften during the day. Isolated avalanche prone weak layers exist in the bottom section of the old snowpack on shady slopes, especially between approximately 1900 and 2400 m. The old snowpack will be wet all the way through at intermediate and high altitudes. At low altitude hardly any snow is lying.

## Tendency

The avalanche conditions remain spring-like. The backcountry touring conditions in the morning are favourable.