

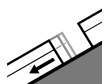




Danger Level 2 - Moderate



Tendency: Constant avalanche danger →
 on Thursday 28 11 2019



Gliding snow



2600m



Wind-drifted
 snow



Treeline

Fresh wind slabs require caution.

In some localities increase in avalanche danger as a consequence of fresh snow and strong wind. The fresh wind slabs must be evaluated with care and prudence in particular on west to north to southeast facing aspects, in particular above the tree line. At high altitudes and in high Alpine regions avalanche prone locations are more prevalent. Caution is to be exercised in particular adjacent to ridgelines. Individual gliding avalanches are possible, even quite large ones, especially in the regions with a lot of snow below approximately 2600 m. Areas with glide cracks are to be avoided as far as possible.

Snowpack

Danger patterns

dp 6: cold, loose snow and wind

dp 2: gliding snow

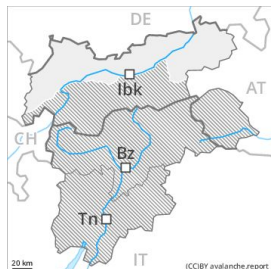
5 to 10 cm of snow. will fall. Over a wide area strong southwesterly wind. The fresh wind slabs are clearly recognisable to the trained eye. They are mostly rather small. The older wind slabs have bonded quite well with the old snowpack. Faceted weak layers exist deep in the old snowpack above approximately 2800 m. The snowpack will be moist below the tree line.

Tendency

Moderate, level 2.



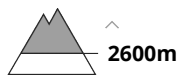
Danger Level 1 - Low



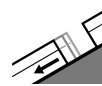
Tendency: Constant avalanche danger →
on Thursday 28 11 2019



Wind-drifted
snow



2600m



Gliding snow



2600m

Fresh wind slabs at high altitude. Slides can occur on steep grassy slopes.

Individual avalanche prone locations for dry avalanches are to be found in particular on very steep shady slopes above approximately 2600 m, especially adjacent to ridgelines. Such avalanche prone locations are rare and are easy to recognise. Individual gliding avalanches and moist snow slides are possible.

Snowpack

Danger patterns

dp 6: cold, loose snow and wind

dp 2: gliding snow

The snowpack will be in most cases stable. The snowpack will become increasingly moist. This applies in all aspects below approximately 2000 m as well as on sunny slopes below approximately 2400 m. At low and intermediate altitudes hardly any snow is lying.

Tendency

Low, level 1.