





Danger Level 2 - Moderate

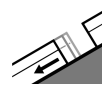
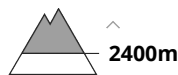


Tendency: Constant avalanche danger →

on Thursday 02 01 2020



Wind-drifted
snow



Gliding snow



Wind slabs require caution, especially adjacent to ridgelines.

The more recent wind slabs can be released, especially by large additional loads, in particular on northwest to north to northeast facing aspects above approximately 2400 m. Mostly avalanches are medium-sized. The avalanche prone locations are to be found in particular adjacent to ridgelines. They are rather rare and are clearly recognisable to the trained eye. The wind slabs in very steep terrain are to be bypassed. Transitions from a shallow to a deep snowpack are unfavourable. Dry avalanches can in some places be released in near-surface layers, even by small loads in isolated cases. This applies in particular on very steep shady slopes between approximately 1900 and 2300 m.

Slight increase in danger of gliding avalanches as a consequence of warming during the day. Small to medium-sized gliding avalanches are possible. This applies in particular on steep grassy slopes, especially on east, south and west facing slopes below approximately 2600 m, but in isolated cases also on steep shady slopes below approximately 2000 m.

As a consequence of warming during the day and solar radiation more small and, in isolated cases, medium-sized moist loose snow avalanches are possible, in particular on rocky slopes below approximately 2800 m.

Snowpack

Danger patterns

dp 6: cold, loose snow and wind

dp 2: gliding snow

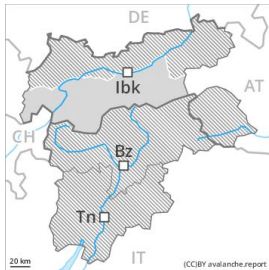
The snowpack will be subject to considerable local variations at high altitudes and in high Alpine regions. The more recent wind slabs have bonded quite well with the old snowpack. Wind slabs are lying on soft layers, in particular on shady slopes at high altitudes and in high Alpine regions. The snowpack will become increasingly moist, especially on very steep sunny slopes below approximately 2800 m.

Tendency

Slight increase in danger of dry avalanches as a consequence of the moderate to strong foehn wind. Slight increase in danger of gliding avalanches.



Danger Level 2 - Moderate



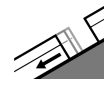
Tendency: Constant avalanche danger →
on Thursday 02 01 2020



Wind-drifted
snow



2600m



Gliding snow



2600m

Wind slabs require caution, especially adjacent to ridgelines.

The more recent wind slabs can be released, especially by large additional loads, in particular on northwest to north to northeast facing aspects above approximately 2600 m. The avalanche prone locations are to be found in particular adjacent to ridgelines. They are rather rare and are clearly recognisable to the trained eye. The wind slabs in very steep terrain are to be bypassed.

Dry avalanches can in some places be released in near-surface layers, even by small loads in isolated cases. This applies in particular on very steep shady slopes between approximately 1900 and 2300 m. Dry avalanches can additionally be released in deeper layers by large loads. This applies in particular on steep south facing slopes above approximately 2800 m as well as on steep east and west facing slopes above approximately 2400 m. In particular transitions from a shallow to a deep snowpack are unfavourable. Mostly avalanches are medium-sized.

Slight increase in danger of gliding avalanches as a consequence of warming during the day. Small to medium-sized gliding avalanches are possible. This applies in particular on steep grassy slopes, especially on east, south and west facing slopes below approximately 2600 m, but in isolated cases also on steep shady slopes below approximately 2000 m. As a consequence of warming during the day and solar radiation more small and, in isolated cases, medium-sized moist loose snow avalanches are possible.

Snowpack

Danger patterns

dp 6: cold, loose snow and wind

dp 2: gliding snow

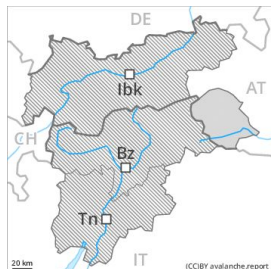
The snowpack will be subject to considerable local variations at high altitudes and in high Alpine regions. The more recent wind slabs have bonded quite well with the old snowpack. Wind slabs are lying on soft layers, in particular on shady slopes at high altitudes and in high Alpine regions. Faceted weak layers exist in the old snowpack in particular in areas where the snow cover is rather shallow. This applies in particular adjacent to ridgelines as well as on steep east, south and west facing slopes at high altitudes and in high Alpine regions. The snowpack will become increasingly moist, especially on very steep sunny slopes below approximately 2800 m.

Tendency

Slight increase in danger of dry avalanches as a consequence of the moderate to strong foehn wind. Slight increase in danger of gliding avalanches.



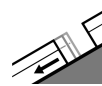
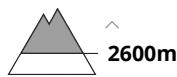
Danger Level 2 - Moderate



Tendency: Decreasing avalanche danger
on Thursday 02 01 2020



Wind-drifted
snow



Gliding snow



Wind slabs require caution, especially adjacent to ridgelines.

The more recent wind slabs can be released, especially by large additional loads, in particular on northwest to north to northeast facing aspects above approximately 2600 m. Mostly avalanches are medium-sized. The avalanche prone locations are to be found in particular adjacent to ridgelines. They are rather rare and are clearly recognisable to the trained eye. The wind slabs in very steep terrain are to be bypassed. Transitions from a shallow to a deep snowpack are unfavourable.

Slight increase in danger of gliding avalanches as a consequence of warming during the day. Small to medium-sized gliding avalanches are possible. This applies in particular on steep grassy slopes, especially on east, south and west facing slopes below approximately 2600 m, but in isolated cases also on steep shady slopes below approximately 2000 m.

As a consequence of warming during the day and solar radiation more small and, in isolated cases, medium-sized moist loose snow avalanches are possible.

Snowpack

Danger patterns

dp 6: cold, loose snow and wind

dp 2: gliding snow

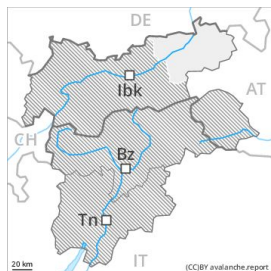
The snowpack will be subject to considerable local variations at high altitudes and in high Alpine regions. The more recent wind slabs have bonded quite well with the old snowpack. Wind slabs are lying on soft layers, in particular on shady slopes at high altitudes and in high Alpine regions. The snowpack will become increasingly moist, especially on very steep sunny slopes below approximately 2800 m.

Tendency

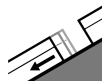
Slight increase in danger of gliding avalanches.



Danger Level 1 - Low



Tendency: Constant avalanche danger →
on Thursday 02 01 2020



Gliding snow



Gliding snow requires caution.

A danger of gliding avalanches and moist snow slides exists. This applies in particular on steep grassy slopes, especially on east, south and west facing slopes, but in isolated cases also on steep shady slopes below approximately 2000 m. Areas with glide cracks are to be avoided. Small to medium-sized gliding avalanches are possible.

As a consequence of warming during the day and solar radiation more small and, in isolated cases, medium-sized moist loose snow avalanches are possible. This applies in particular on extremely steep sunny slopes.

The more recent wind slabs can be released in isolated cases, but mostly only by large additional loads, in particular on extremely steep shady slopes at high altitude. Restraint should be exercised because avalanches can sweep people along and give rise to falls. The avalanche prone locations are clearly recognisable to the trained eye.

Snowpack

Danger patterns

dp 2: gliding snow

The various wind slabs have bonded generally well together. The snowpack will become increasingly stable. This also applies at high altitude. The snowpack will become increasingly moist, in particular on very steep sunny slopes.

Tendency

Currently there are quite favourable conditions generally.