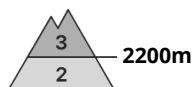






Danger Level 3 - Considerable



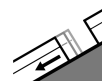
Tendency: Decreasing avalanche danger
on Thursday 02 01 2020



Wind-drifted
snow



Treeline



Gliding snow



2200m

Wind slabs and weakly bonded old snow are to be assessed with care and prudence.

More recent wind slabs are in many cases extensive and in some cases prone to triggering. Even single persons can release avalanches as before, in particular adjacent to ridgelines. The avalanche prone locations are to be found also at transitions from a shallow to a deep snowpack above approximately 2200 m. These places are quite prevalent and are difficult to recognise. Ski touring and other off-piste activities, including snowshoe hiking, call for experience in the assessment of avalanche danger and careful route selection, in particular on steep slopes above approximately 1800 m as well as on wind-loaded slopes. In steep terrain there is a danger of falling on the icy crust. Slight increase in avalanche danger as a consequence of warming during the day and solar radiation. As the penetration by moisture increases individual small and, in isolated cases, medium-sized gliding avalanches and moist snow slides are possible.

Snowpack

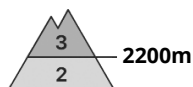
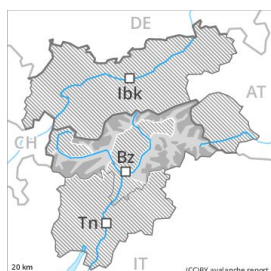
The wind slabs have formed in particular in gullies and bowls, and behind abrupt changes in the terrain. These are clearly recognisable to the trained eye. In some cases the various wind slabs have bonded still only poorly with each other and the old snowpack. Faceted weak layers exist deep in the old snowpack in particular in areas where the snow cover is rather shallow. The snowpack will be moist below approximately 2200 m.

Tendency

A latent danger of gliding avalanches exists, in particular at the base of rock walls below approximately 2200 m.



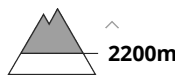
Danger Level 3 - Considerable



Tendency: Decreasing avalanche danger
on Thursday 02 01 2020



Wind-drifted
snow



Persistent
weak layer



Fresh and older wind slabs require caution.

Avalanches can be released in the old snowpack and reach dangerously large size. The avalanche prone locations are to be found in particular at transitions from a shallow to a deep snowpack above approximately 2200 m and in areas where the snow cover is rather shallow. These places are quite prevalent and are difficult to recognise. In addition the no longer entirely fresh wind slabs should be taken into account. The current avalanche situation calls for caution and restraint. Slight increase in danger of dry and wet avalanches as a consequence of warming during the day and solar radiation. As the penetration by moisture increases individual gliding avalanches and moist snow slides are possible below approximately 2600 m.

Snowpack

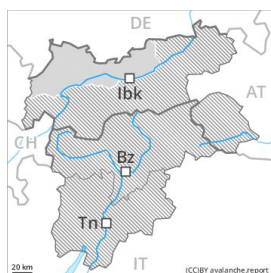
In some cases the wind slabs have bonded still only poorly with each other and the old snowpack. Wind slabs are clearly recognisable to the trained eye. They are widespread. Faceted weak layers exist in the old snowpack, in particular in areas where the snow cover is rather shallow as well as adjacent to ridgelines above approximately 2200 m.

Tendency

Slight decrease in danger of dry avalanches.



Danger Level 2 - Moderate

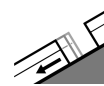


Tendency: Constant avalanche danger →

on Thursday 02 01 2020



Wind-drifted
snow



Gliding snow



Wind slabs require caution, especially adjacent to ridgelines.

The more recent wind slabs can be released, especially by large additional loads, in particular on northwest to north to northeast facing aspects above approximately 2400 m. Mostly avalanches are medium-sized. The avalanche prone locations are to be found in particular adjacent to ridgelines. They are rather rare and are clearly recognisable to the trained eye. The wind slabs in very steep terrain are to be bypassed. Transitions from a shallow to a deep snowpack are unfavourable. Dry avalanches can in some places be released in near-surface layers, even by small loads in isolated cases. This applies in particular on very steep shady slopes between approximately 1900 and 2300 m.

Slight increase in danger of gliding avalanches as a consequence of warming during the day. Small to medium-sized gliding avalanches are possible. This applies in particular on steep grassy slopes, especially on east, south and west facing slopes below approximately 2600 m, but in isolated cases also on steep shady slopes below approximately 2000 m.

As a consequence of warming during the day and solar radiation more small and, in isolated cases, medium-sized moist loose snow avalanches are possible, in particular on rocky slopes below approximately 2800 m.

Snowpack

Danger patterns

dp 6: cold, loose snow and wind

dp 2: gliding snow

The snowpack will be subject to considerable local variations at high altitudes and in high Alpine regions. The more recent wind slabs have bonded quite well with the old snowpack. Wind slabs are lying on soft layers, in particular on shady slopes at high altitudes and in high Alpine regions. The snowpack will become increasingly moist, especially on very steep sunny slopes below approximately 2800 m.

Tendency

Slight increase in danger of dry avalanches as a consequence of the moderate to strong foehn wind. Slight increase in danger of gliding avalanches.



Danger Level 2 - Moderate



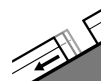
Tendency: Constant avalanche danger →
on Thursday 02 01 2020



Wind-drifted
snow



Treeline



Gliding snow



2600m

The fresh and older wind slabs can still be released in some cases.

Small and medium-sized avalanches are possible. This applies in particular in gullies and bowls, and behind abrupt changes in the terrain, caution is to be exercised in particular at transitions from a shallow to a deep snowpack. Below approximately 2600 m more small and, in isolated cases, medium-sized gliding avalanches are possible.

Snowpack

The wind slabs have formed in particular in gullies and bowls, and behind abrupt changes in the terrain. They are in some cases extensive and to be assessed critically. In some cases the various wind slabs have bonded still only poorly together. The old snowpack remains moist below approximately 2000 m.

Tendency

Moderate, level 2.



Danger Level 2 - Moderate

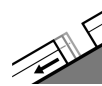


Tendency: Constant avalanche danger →

on Thursday 02 01 2020



Wind-drifted
snow



Gliding snow



Wind slabs require caution, especially adjacent to ridgelines.

The more recent wind slabs can be released, especially by large additional loads, in particular on northwest to north to northeast facing aspects above approximately 2600 m. The avalanche prone locations are to be found in particular adjacent to ridgelines. They are rather rare and are clearly recognisable to the trained eye. The wind slabs in very steep terrain are to be bypassed.

Dry avalanches can in some places be released in near-surface layers, even by small loads in isolated cases. This applies in particular on very steep shady slopes between approximately 1900 and 2300 m. Dry avalanches can additionally be released in deeper layers by large loads. This applies in particular on steep south facing slopes above approximately 2800 m as well as on steep east and west facing slopes above approximately 2400 m. In particular transitions from a shallow to a deep snowpack are unfavourable. Mostly avalanches are medium-sized.

Slight increase in danger of gliding avalanches as a consequence of warming during the day. Small to medium-sized gliding avalanches are possible. This applies in particular on steep grassy slopes, especially on east, south and west facing slopes below approximately 2600 m, but in isolated cases also on steep shady slopes below approximately 2000 m. As a consequence of warming during the day and solar radiation more small and, in isolated cases, medium-sized moist loose snow avalanches are possible.

Snowpack

Danger patterns

dp 6: cold, loose snow and wind

dp 2: gliding snow

The snowpack will be subject to considerable local variations at high altitudes and in high Alpine regions. The more recent wind slabs have bonded quite well with the old snowpack. Wind slabs are lying on soft layers, in particular on shady slopes at high altitudes and in high Alpine regions. Faceted weak layers exist in the old snowpack in particular in areas where the snow cover is rather shallow. This applies in particular adjacent to ridgelines as well as on steep east, south and west facing slopes at high altitudes and in high Alpine regions. The snowpack will become increasingly moist, especially on very steep sunny slopes below approximately 2800 m.

Tendency

Slight increase in danger of dry avalanches as a consequence of the moderate to strong foehn wind. Slight increase in danger of gliding avalanches.



Danger Level 2 - Moderate



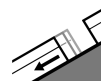
Tendency: Constant avalanche danger →
on Thursday 02 01 2020



Wind-drifted
snow



Treeline



Gliding snow



2200m
1800m

Somewhat older wind slabs must be evaluated with care and prudence in all aspects.

The wind slabs are in some cases extensive and to be assessed with care and prudence. Even single persons can release avalanches in isolated cases. The avalanche prone locations are to be found also at transitions from a shallow to a deep snowpack. Ski touring and other off-piste activities, including snowshoe hiking, call for meticulous route selection, in particular on steep slopes above approximately 1800 m as well as on wind-loaded slopes. In steep terrain there is a danger of falling on the icy crust. Slight increase in danger of gliding avalanches and snow slides as a consequence of warming during the day and solar radiation.

Snowpack

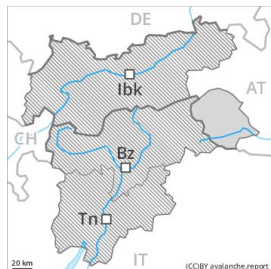
The wind slabs have formed in particular in gullies and bowls, and behind abrupt changes in the terrain. These are clearly recognisable to the trained eye. In some cases the various wind slabs have bonded still only poorly with each other and the old snowpack. The old snowpack remains in most cases moist.

Tendency

Moderate, level 2. A latent danger of gliding avalanches exists, in particular on steep grassy slopes below approximately 2000 m.



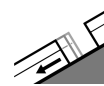
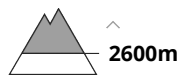
Danger Level 2 - Moderate



Tendency: Decreasing avalanche danger
on Thursday 02 01 2020



Wind-drifted
snow



Gliding snow



Wind slabs require caution, especially adjacent to ridgelines.

The more recent wind slabs can be released, especially by large additional loads, in particular on northwest to north to northeast facing aspects above approximately 2600 m. Mostly avalanches are medium-sized. The avalanche prone locations are to be found in particular adjacent to ridgelines. They are rather rare and are clearly recognisable to the trained eye. The wind slabs in very steep terrain are to be bypassed. Transitions from a shallow to a deep snowpack are unfavourable.

Slight increase in danger of gliding avalanches as a consequence of warming during the day. Small to medium-sized gliding avalanches are possible. This applies in particular on steep grassy slopes, especially on east, south and west facing slopes below approximately 2600 m, but in isolated cases also on steep shady slopes below approximately 2000 m.

As a consequence of warming during the day and solar radiation more small and, in isolated cases, medium-sized moist loose snow avalanches are possible.

Snowpack

Danger patterns

dp 6: cold, loose snow and wind

dp 2: gliding snow

The snowpack will be subject to considerable local variations at high altitudes and in high Alpine regions. The more recent wind slabs have bonded quite well with the old snowpack. Wind slabs are lying on soft layers, in particular on shady slopes at high altitudes and in high Alpine regions. The snowpack will become increasingly moist, especially on very steep sunny slopes below approximately 2800 m.

Tendency

Slight increase in danger of gliding avalanches.

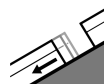


Danger Level 1 - Low



Tendency: Constant avalanche danger →

on Thursday 02 01 2020



Gliding snow



Gliding snow requires caution.

A danger of gliding avalanches and moist snow slides exists. This applies in particular on steep grassy slopes, especially on east, south and west facing slopes, but in isolated cases also on steep shady slopes below approximately 2000 m. Areas with glide cracks are to be avoided. Small to medium-sized gliding avalanches are possible.

As a consequence of warming during the day and solar radiation more small and, in isolated cases, medium-sized moist loose snow avalanches are possible. This applies in particular on extremely steep sunny slopes.

The more recent wind slabs can be released in isolated cases, but mostly only by large additional loads, in particular on extremely steep shady slopes at high altitude. Restraint should be exercised because avalanches can sweep people along and give rise to falls. The avalanche prone locations are clearly recognisable to the trained eye.

Snowpack

Danger patterns

dp 2: gliding snow

The various wind slabs have bonded generally well together. The snowpack will become increasingly stable. This also applies at high altitude. The snowpack will become increasingly moist, in particular on very steep sunny slopes.

Tendency

Currently there are quite favourable conditions generally.