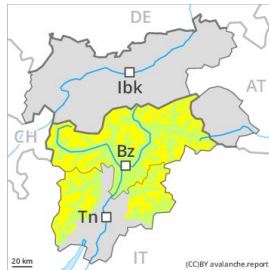




## Danger Level 2 - Moderate



**Tendency: Constant avalanche danger** →

on Thursday 09 01 2020



Wind-drifted  
snow



The backcountry touring conditions are generally favourable.

The somewhat older wind slabs must be evaluated with care and prudence in particular on very steep northwest, north and northeast facing slopes above approximately 2400 m. Single backcountry tourers can release avalanches in some places. Mostly they are rather small. The wind slabs are clearly recognisable to the trained eye. Avalanches can be released in the old snowpack and reach quite a large size, in particular on very steep shady slopes as well as adjacent to ridgelines. Transitions from a shallow to a deep snowpack are unfavourable. A latent danger of gliding avalanches exists. Areas with glide cracks are to be avoided.

### Snowpack

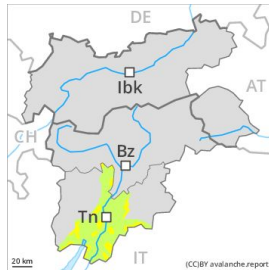
The snowpack will be subject to considerable local variations. In some cases the wind slabs have bonded still only poorly with each other and the old snowpack. In some places wind slabs are lying on old snow containing large grains, in particular on shady slopes as well as adjacent to ridgelines.

### Tendency

The avalanche danger will persist.



## Danger Level 2 - Moderate



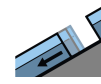
**Tendency: Constant avalanche danger** →  
on Thursday 09 01 2020



Wind-drifted  
snow



Treeline



Gliding snow



2200m

Moderate, level 2. Wind slabs require caution, especially adjacent to ridgelines. Gliding snow is to be evaluated with care and prudence, in particular on very steep sunny slopes at the base of rock walls.

Fresh and somewhat older wind slabs are easy for the trained eye to recognise and can be released easily especially at their margins. Even single persons can release avalanches in isolated cases, including medium-sized ones, in particular adjacent to ridgelines and in pass areas. The avalanche prone locations are to be found also at transitions from a shallow to a deep snowpack above approximately 2200 m. Off-piste activities call for experience in the assessment of avalanche danger and careful route selection. In steep terrain there is a danger of falling on the icy crust. Backcountry touring calls for great caution and restraint, in particular on very steep shady slopes. In particular in starting zones where no previous releases have taken place at any time medium-sized and, in isolated cases, large gliding avalanches and moist snow slides are possible below approximately 2200 m.

### Snowpack

The fresh and somewhat older wind slabs are to be found in particular adjacent to ridgelines and in gullies and bowls in all aspects and at elevated altitudes. These are bonding only slowly with the old snowpack in particular on steep shady slopes at high altitude. Faceted weak layers exist deep in the old snowpack in areas where the snow cover is rather shallow, especially at high altitude on steep northeast, north and northwest facing slopes. The surface of the snowpack will freeze to form a strong crust and will soften during the day. The old snowpack will be moist at low and intermediate altitudes.

### Tendency

A latent danger of ground avalanches exists, in particular on steep grassy slopes below approximately 2200 m.