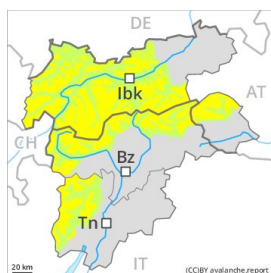
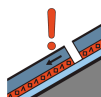


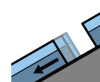
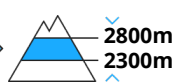
Danger Level 2 - Moderate



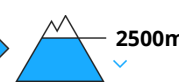
Tendency: Increasing avalanche danger
 on Monday 10 02 2020



Persistent weak layer



Gliding snow



Weakly bonded old snow requires caution. In addition individual gliding avalanches are possible.

Weakly bonded old snow represents the main danger. The avalanche prone locations for dry avalanches are to be found in particular on very steep west, north and east facing slopes between approximately 2300 and 2800 m. Caution is to be exercised in particular at transitions from a shallow to a deep snowpack in little used backcountry terrain. Avalanches can be released by large loads and reach large size in isolated cases.

In addition a latent danger of gliding avalanches and snow slides exists. These avalanche prone locations are to be found in particular on steep grassy slopes below approximately 2500 m, in the regions exposed to a lot of fresh snow especially.

More recent wind slabs can only be released in isolated cases, in particular on extremely steep shady slopes as well as adjacent to ridgelines in high Alpine regions.

Snowpack

Danger patterns

dp 7: snow-poor zones in snow-rich surrounding

dp 2: gliding snow

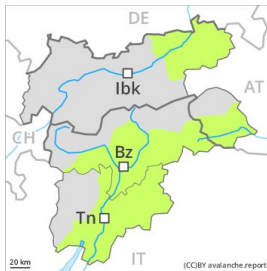
Faceted weak layers exist in the old snowpack in particular on west, north and east facing slopes. This applies in particular between approximately 2300 and 2800 m, especially in little used backcountry terrain. The fresh wind slabs have settled a little.

The snowpack will be subject to considerable local variations. The old snowpack will be moist below approximately 2300 m.

Tendency

Gradual increase in avalanche danger as a consequence of fresh snow and stormy weather.

Danger Level 1 - Low



Tendency: Increasing avalanche danger
on Monday 10 02 2020



The backcountry and freeriding conditions are favourable over a wide area.

Low avalanche danger will be encountered over a wide area.

The wind slabs of last week can be released in isolated cases, but mostly only by large additional loads, on very steep shady slopes at high altitude. Such avalanche prone locations are very rare and are clearly recognisable to the trained eye. The avalanches are rather small.

In addition a low (level 1) danger of gliding avalanches and moist snow slides exists.

This applies on very steep grassy slopes. In steep terrain there is a danger of falling on the hard snow surface.

Snowpack

The fresh and somewhat older wind slabs have bonded well with the old snowpack. The snowpack will be subject to considerable local variations. The old snowpack will be moist below approximately 2300 m.

Tendency

Gradual increase in avalanche danger as a consequence of fresh snow and stormy weather.