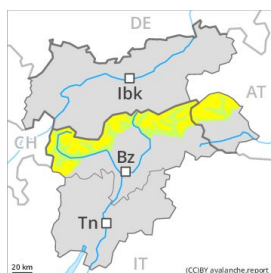




Danger Level 2 - Moderate

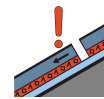
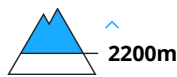


Tendency: Constant avalanche danger →

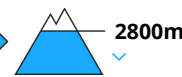
on Thursday 20 02 2020



Wind-drifted
snow



Persistent
weak layer



Fresh wind slabs require caution, in particular at high altitudes and in high Alpine regions.

Fresh and somewhat older wind slabs can be released by a single winter sport participant in some cases in particular on northwest to north to southeast facing aspects above approximately 2200 m. In some cases avalanches are medium-sized. These avalanche prone locations are clearly recognisable to the trained eye. Weakly bonded old snow: In isolated cases avalanches can be released in the old snowpack and reach dangerously large size. Caution is to be exercised in particular at transitions from a shallow to a deep snowpack in little used backcountry terrain.

Snowpack

Danger patterns

dp 6: cold, loose snow and wind

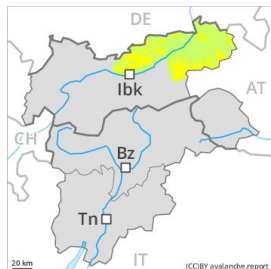
In some regions up to 5 cm of snow, and even more in some localities, will fall. The fresh and older wind slabs are to be evaluated with care and prudence on steep shady slopes at high altitudes and in high Alpine regions. Faceted weak layers exist in the old snowpack. The snowpack will be subject to considerable local variations. In steep terrain there is a danger of falling on the hard snow surface.

Tendency

The backcountry touring conditions are generally favourable.



Danger Level 2 - Moderate



Tendency: Constant avalanche danger →

on Thursday 20 02 2020



Wind-drifted
snow



Fresh and older wind slabs require caution.

As a consequence of a freshening westerly wind, mostly small wind slabs formed adjacent to ridgelines on northwest, north and northeast facing slopes. Caution is to be exercised in particular on shady slopes as well as adjacent to ridgelines and in gullies and bowls above approximately 1600 m.

Weakly bonded old snow requires caution, especially on very steep shady slopes as well as on wind-loaded slopes. The avalanches are rather small and can mostly only be released by large loads.

Snowpack

Danger patterns

dp 6: cold, loose snow and wind

The sometimes strong wind will transport the snow.

Faceted weak layers exist in the old snowpack in particular on shady slopes. The snowpack will be subject to considerable local variations.

Tendency

Hardly any increase in avalanche danger as a consequence of the fresh snow.



Danger Level 2 - Moderate



Tendency: Constant avalanche danger →

on Thursday 20 02 2020



Wind-drifted
snow



Fresh wind slabs represent the main danger.

Fresh and somewhat older wind slabs can be released by a single winter sport participant in isolated cases above approximately 2000 m. Avalanche prone locations are to be found in particular on very steep west, north and east facing slopes above approximately 2000 m. These avalanche prone locations are clearly recognisable to the trained eye. Caution is to be exercised adjacent to ridgelines. Weakly bonded old snow requires caution. Caution is to be exercised in particular at transitions from a shallow to a deep snowpack in little used backcountry terrain. Avalanches can be released, in particular by large loads and reach medium size. Dry avalanches are rather small.

Snowpack

Danger patterns

dp 6: cold, loose snow and wind

In many cases fresh snow is lying on a hard crust. The sometimes strong wind has transported some snow. The fresh and somewhat older wind slabs are in some cases prone to triggering in particular on very steep shady slopes above approximately 2000 m.

Faceted weak layers exist in the old snowpack, in particular between approximately 2400 and 3000 m.

The wind slabs of the last few days represent the main danger.

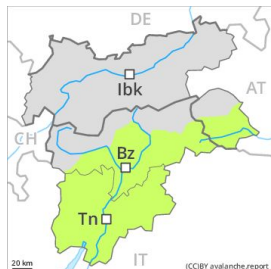
The snowpack will be subject to considerable local variations.

Tendency

Hardly any increase in avalanche danger as a consequence of the fresh snow.



Danger Level 1 - Low



Tendency: Constant avalanche danger →
on Thursday 20 02 2020



Wind-drifted
snow



2200m

The backcountry touring conditions are generally favourable. Fresh wind slabs require caution.

The avalanche prone locations are to be found in particular on very steep northwest, north and southeast facing slopes above approximately 2200 m, especially in gullies and bowls, and behind abrupt changes in the terrain. These places are clearly recognisable to the trained eye. Mostly the avalanches are small. In steep terrain there is a danger of falling on the hard snow surface.

Snowpack

Danger patterns

dp 6: cold, loose snow and wind

Some snow will fall in some localities. The fresh and somewhat older wind slabs are mostly small and can only be released in isolated cases. In some cases relatively hard layers of snow are lying on old snow containing large grains. This applies especially on shady slopes at high altitudes and in high Alpine regions. The snowpack will be subject to considerable local variations.

Tendency

The backcountry touring conditions are generally favourable.