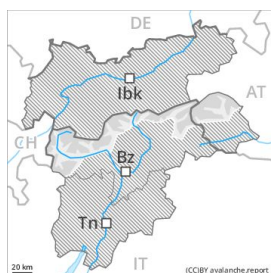






Danger Level 2 - Moderate



Tendency: Constant avalanche danger →
on Saturday 22 02 2020



Wind-drifted
snow



Fresh wind slabs require caution.

Fresh and somewhat older wind slabs can be released by a single winter sport participant in some cases in particular on northwest to north to south facing aspects above approximately 2200 m. In some cases avalanches are medium-sized. These avalanche prone locations are clearly recognisable to the trained eye. Weakly bonded old snow: In very isolated cases avalanches can be released in the old snowpack and reach dangerously large size in particular on very steep shady slopes. Caution is to be exercised in particular at transitions from a shallow to a deep snowpack in little used backcountry terrain.

Snowpack

Danger patterns

dp 6: cold, loose snow and wind

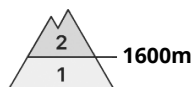
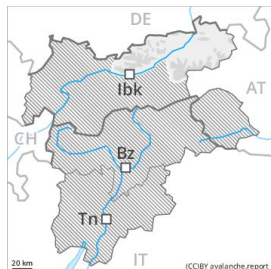
As the day progresses mostly small wind slabs will form in particular in gullies and bowls and behind abrupt changes in the terrain. Faceted weak layers exist in the old snowpack. The snowpack will be subject to considerable local variations. On south and southwest facing slopes a little snow is lying at low and intermediate altitudes. In steep terrain there is a danger of falling on the hard snow surface.

Tendency

The backcountry touring conditions are generally favourable.



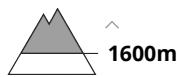
Danger Level 2 - Moderate



Tendency: Constant avalanche danger →
on Saturday 22 02 2020



Wind-drifted
snow



Wind slabs above approximately 1600 m.

As a consequence of fresh snow and a strong to storm force northwesterly wind, mostly small wind slabs formed during the course of the night in particular adjacent to ridgelines as well as above approximately 1600 m. Caution is to be exercised in particular on shady slopes as well as adjacent to ridgelines and in gullies and bowls above the tree line.

Weakly bonded old snow requires caution, especially on very steep shady slopes as well as on wind-loaded slopes. The avalanches are rather small and can mostly only be released by large loads.

Snowpack

Danger patterns

dp 6: cold, loose snow and wind

The sometimes storm force wind has transported the fresh snow. This applies in particular adjacent to ridgelines as well as on steep slopes above the tree line.

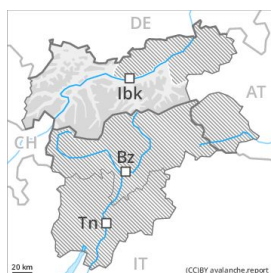
Faceted weak layers exist in the old snowpack in particular on shady slopes. The snowpack will be subject to considerable local variations.

Tendency

Hardly any increase in avalanche danger as the snowfall eases.



Danger Level 2 - Moderate



Tendency: Constant avalanche danger →
on Saturday 22 02 2020



Wind-drifted
snow



Fresh wind slabs above approximately 2000 m.

Fresh and somewhat older wind slabs can be released by a single winter sport participant in isolated cases. Avalanche prone locations are to be found in particular on very steep west, north and east facing slopes above approximately 2000 m. These avalanche prone locations are clearly recognisable to the trained eye. Caution is to be exercised adjacent to ridgelines.

Weakly bonded old snow requires caution. Caution is to be exercised in particular at transitions from a shallow to a deep snowpack in little used backcountry terrain. Avalanches can be released, in particular by large loads and reach medium size. Dry avalanches are rather small.

Snowpack

Danger patterns

dp 6: cold, loose snow and wind

As a consequence of fresh snow and a strong to storm force wind from northwesterly directions, mostly small wind slabs formed during the night in particular adjacent to ridgelines as well as above approximately 2000 m. In many cases fresh snow is lying on a hard crust.

The fresh and somewhat older wind slabs are in some cases prone to triggering in particular on very steep shady slopes above approximately 2000 m. Faceted weak layers exist in the old snowpack, in particular between approximately 2400 and 3000 m.

The snowpack will be subject to considerable local variations.

Tendency

Hardly any increase in avalanche danger as the snowfall eases.



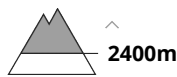
Danger Level 1 - Low



Tendency: Constant avalanche danger →
on Saturday 22 02 2020



Wind-drifted
snow



The backcountry touring conditions are favourable over a wide area.

The rather small wind slabs have bonded quite well with the old snowpack. These can only be released by large loads in most cases. The avalanche prone locations are to be found in particular on northwest to north to southeast facing wind-loaded slopes above approximately 2400 m, especially in gullies and bowls, and behind abrupt changes in the terrain. These places are clearly recognisable to the trained eye. In steep terrain there is a danger of falling on the hard snow surface.

Snowpack

Danger patterns dp 6: cold, loose snow and wind

The fresh and somewhat older wind slabs are mostly small and can only be released in isolated cases. In some cases relatively hard layers of snow are lying on old snow containing large grains. Faceted weak layers exist deep in the snowpack in particular on shady slopes. The snowpack will be subject to considerable local variations. On south and southwest facing slopes a little snow is lying in all altitude zones.

Tendency

The backcountry touring conditions are generally favourable.