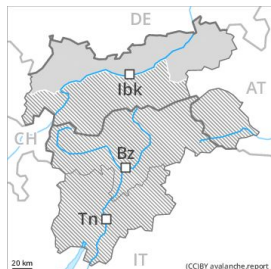






## Danger Level 2 - Moderate



**Tendency: Constant avalanche danger** →  
on Tuesday 25 02 2020



Wind-drifted  
snow



Treeline



Wet snow



2200m

Above the tree line: Fresh wind slabs require caution. In some regions rain to 2200 m.

The wind will be strong to storm force in the vicinity of peaks. Fresh and somewhat older wind slabs can be released by a single winter sport participant in some cases in particular on northwest to north to southeast facing aspects above the tree line. In some cases avalanches are medium-sized. In high Alpine regions avalanche prone locations are more prevalent. These avalanche prone locations are clearly recognisable to the trained eye.

Weakly bonded old snow: In very isolated cases avalanches can be released in the old snowpack and reach dangerously large size in particular on little-used, rather lightly snow-covered shady slopes. Caution is to be exercised in particular at transitions from a shallow to a deep snowpack in little used backcountry terrain, in isolated cases also in areas close to the tree line. These avalanche prone locations are very rare and are difficult to recognise.

In the past few hours the weather has been exceptionally warm over a wide area. Below approximately 2200 m: As a consequence of the rain, the likelihood of moist and wet snow slides being released will increase a little.

## Snowpack

### Danger patterns

dp 6: cold, loose snow and wind

dp 3: rain

Intermediate and high altitudes: In some regions rain. The snowpack will be in some cases moist, in the regions exposed to rain in particular below approximately 2200 m as well as.

5 to 10 cm of snow. will fall above approximately 2200 m. The snowpack will be subject to considerable local variations. In the last few days mostly small wind slabs formed in particular in gullies and bowls and behind abrupt changes in the terrain. Faceted weak layers exist in the old snowpack. On south and southwest facing slopes a little snow is lying at low and intermediate altitudes.

There is a danger of falling on the hard snow surface.

## Tendency

Fresh and older wind slabs require caution.



## Danger Level 2 - Moderate



**Tendency: Constant avalanche danger** →  
 on Tuesday 25 02 2020



Wind-drifted  
 snow



Wet snow



### Fresh wind slabs require caution. Rain below approximately 2200 m.

As a consequence of fresh snow and a strong to storm force wind from westerly directions, further wind slabs will form in particular at elevated altitudes. Fresh and somewhat older wind slabs can be released by a single winter sport participant in some cases in particular on northwest to north to southeast facing aspects above approximately 2200 m. In some cases avalanches are medium-sized. In high Alpine regions avalanche prone locations are more prevalent.

Weakly bonded old snow: In very isolated cases avalanches can be released in the old snowpack and reach dangerously large size in particular on very steep shady slopes. Caution is to be exercised in particular at transitions from a shallow to a deep snowpack in little used backcountry terrain, in isolated cases also in areas close to the tree line. These avalanche prone locations are very rare and are barely recognisable. In the past few hours the weather has been exceptionally warm. As a consequence of heat and rain a moderate danger of wet avalanches will prevail, in particular below approximately 2200 m.

### Snowpack

**Danger patterns**

dp 6: cold, loose snow and wind

In some regions rain below approximately 2200 m. The snowpack will be in some cases moist, in the regions exposed to rain especially below approximately 2200 m as well as.

5 to 10 cm of snow, and even more in some localities, will fall above approximately 2200 m. Over a wide area strong westerly wind. The snowpack will be subject to considerable local variations. In the last few days mostly small wind slabs formed in particular in gullies and bowls and behind abrupt changes in the terrain. Faceted weak layers exist in the old snowpack on shady slopes. On south and southwest facing slopes a little snow is lying at low and intermediate altitudes.

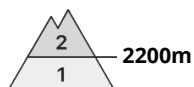
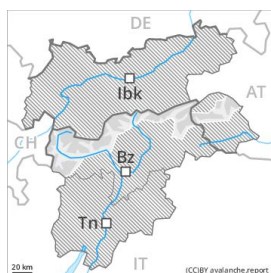
There is a danger of falling on the hard snow surface.

### Tendency

Fresh and older wind slabs require caution.



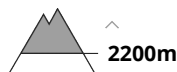
## Danger Level 2 - Moderate



**Tendency: Constant avalanche danger** →  
on Tuesday 25 02 2020



Wind-drifted  
snow



### Fresh wind slabs require caution.

Fresh and somewhat older wind slabs can be released by a single winter sport participant in some cases in particular on northwest to north to southeast facing aspects above approximately 2200 m. In some cases avalanches are medium-sized. In high Alpine regions avalanche prone locations are more prevalent.

Weakly bonded old snow: In very isolated cases avalanches can be released in the old snowpack and reach dangerously large size in particular on very steep shady slopes. Caution is to be exercised in particular at transitions from a shallow to a deep snowpack in little used backcountry terrain, in isolated cases also in areas close to the tree line.

### Snowpack

#### Danger patterns

dp 6: cold, loose snow and wind

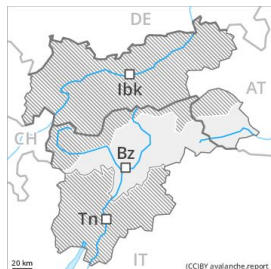
Some snow will fall in some localities. As the day progresses mostly small wind slabs will form in particular in gullies and bowls and behind abrupt changes in the terrain. Faceted weak layers exist in the old snowpack. The snowpack will be subject to considerable local variations. On south and southwest facing slopes a little snow is lying at low and intermediate altitudes. In steep terrain there is a danger of falling on the hard snow surface.

### Tendency

The backcountry touring conditions are generally favourable. Fresh and older wind slabs require caution.



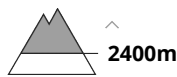
## Danger Level 1 - Low



**Tendency: Constant avalanche danger** →  
on Tuesday 25 02 2020



Wind-drifted  
snow



The backcountry touring conditions are favourable over a wide area.

The rather small wind slabs have bonded quite well with the old snowpack. These can only be released by large loads in most cases. The avalanche prone locations are to be found in particular on northwest to north to southeast facing wind-loaded slopes above approximately 2400 m, especially in gullies and bowls, and behind abrupt changes in the terrain. These places are clearly recognisable to the trained eye. In steep terrain there is a danger of falling on the hard snow surface.

### Snowpack

**Danger patterns**

dp 6: cold, loose snow and wind

The fresh and somewhat older wind slabs are mostly small and can only be released in isolated cases. In some cases relatively hard layers of snow are lying on old snow containing large grains. Faceted weak layers exist deep in the snowpack in particular on shady slopes. The snowpack will be subject to considerable local variations. On south and southwest facing slopes a little snow is lying in all altitude zones.

### Tendency

The backcountry touring conditions are generally favourable.