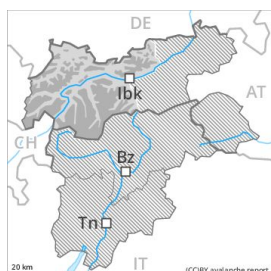


Danger Level 3 - Considerable



Tendency: Constant avalanche danger →
on Saturday 29 02 2020



Night: The wind will be violent adjacent to ridgelines. Fresh snow and much of the wind-drifted snow represent the main danger.

As a consequence of fresh snow and stormy weather the wind slabs will increase in size additionally during the course of the night. The fresh wind slabs are in some cases thick. This applies in particular above the tree line. They can be released even by a single winter sport participant in all aspects. The avalanche prone locations are to be found in particular adjacent to ridgelines and in gullies and bowls in all aspects. At elevated altitudes the avalanche prone locations are more prevalent.

Weakly bonded old snow requires caution. In very isolated cases various wind slab layers are lying on a weakly bonded old snowpack. This applies in particular on little-used, rather lightly snow-covered shady slopes above approximately 2300 m. The avalanche prone locations are covered with fresh snow and are difficult to recognise.

Backcountry touring and other off-piste activities call for caution and restraint. The avalanche situation is a little more favourable in highly frequented off-piste terrain.

Snowpack

Danger patterns

dp 6: cold, loose snow and wind

Over a wide area up to 30 cm of snow, and even more in some localities, will fall. As a consequence of the strong wind the previously small wind slabs will increase in size appreciably. In some cases the various wind slabs have bonded still only poorly together. The snowpack will be subject to considerable local variations. Faceted weak layers exist deeper in the old snowpack in particular on little-used, rather lightly snow-covered shady slopes. This applies in particular above approximately 2300 m.

Tendency

Hardly any decrease in avalanche danger. In particular in the regions exposed to the foehn wind strong foehn wind from the south.

Danger Level 3 - Considerable



Tendency: Constant avalanche danger →
on Saturday 29 02 2020



Wind-drifted
snow



Treeline

Night: The wind will be violent adjacent to ridgelines. Fresh snow and much of the wind-drifted snow represent the main danger.

As a consequence of fresh snow and stormy weather the wind slabs will increase in size additionally during the course of the night. The fresh wind slabs are in some cases thick. This applies in particular above the tree line. They can be released even by a single winter sport participant in all aspects. The avalanche prone locations are to be found in particular adjacent to ridgelines and in gullies and bowls in all aspects. At elevated altitudes the avalanche prone locations are more prevalent.

Weakly bonded old snow requires caution. In very isolated cases various wind slab layers are lying on a weakly bonded old snowpack. This applies in particular on little-used, rather lightly snow-covered shady slopes above approximately 2300 m. The avalanche prone locations are covered with fresh snow and are difficult to recognise.

Backcountry touring and other off-piste activities call for caution and restraint. The avalanche situation is a little more favourable in highly frequented off-piste terrain.

Snowpack

Danger patterns

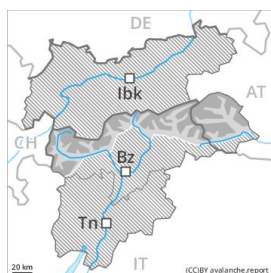
dp 6: cold, loose snow and wind

Over a wide area up to 20 cm of snow, and even more in some localities, will fall. As a consequence of the strong wind the previously small wind slabs will increase in size appreciably. In some cases the various wind slabs have bonded still only poorly together. The snowpack will be subject to considerable local variations. Faceted weak layers exist deeper in the old snowpack in particular on little-used, rather lightly snow-covered shady slopes. This applies in particular above approximately 2300 m.

Tendency

Hardly any decrease in avalanche danger. In particular in the regions exposed to the foehn wind strong foehn wind from the south.

Danger Level 3 - Considerable



Tendency: Constant avalanche danger →
on Saturday 29 02 2020



Wind-drifted
snow



Treeline

The fresh snow and wind slabs represent the main danger.

As a consequence of fresh snow and stormy weather the wind slabs will increase in size additionally. The fresh wind slabs are mostly quite large and prone to triggering. They can be released even by a single winter sport participant in all aspects. This applies in particular at their margins. The avalanche prone locations are to be found in particular adjacent to ridgelines and in gullies and bowls in all aspects. At elevated altitudes the avalanche prone locations are more prevalent. In places where more snow falls the avalanche danger is greater.

Avalanches can also penetrate deep layers and reach dangerously large size.

The avalanche prone locations are covered with fresh snow and are difficult to recognise. Backcountry touring calls for caution and restraint. The avalanche situation is a little more favourable in highly frequented off-piste terrain.

Snowpack

Danger patterns

dp 6: cold, loose snow and wind

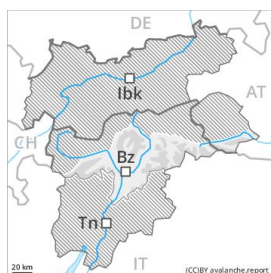
Over a wide area 15 to 25 cm of snow will fall. As a consequence of the strong wind the previously small wind slabs will increase in size appreciably. In some cases the various wind slabs have bonded still only poorly with each other and the old snowpack. The snowpack will be subject to considerable local variations. The old snowpack will be in some cases prone to triggering. Faceted weak layers exist in the old snowpack. Distinct weak layers in the lower part of the snowpack can be released in some places.

Tendency

Hardly any decrease in avalanche danger. The avalanche prone locations are barely recognisable because of the poor visibility.



Danger Level 2 - Moderate



Tendency: Constant avalanche danger →

on Saturday 29 02 2020



Wind-drifted
snow



Treeline

Fresh snow and wind slabs require caution.

As a consequence of fresh snow and a strong wind, wind slabs will form over a wide area. The wind slabs are in isolated cases prone to triggering. The avalanche prone locations are to be found in all aspects, especially in gullies and bowls, and behind abrupt changes in the terrain. Avalanches can be released in the old snowpack in isolated cases.

Snowpack

Danger patterns

dp 6: cold, loose snow and wind

dp 9: graupel blanketed with snow

In some regions up to 10 cm of snow will fall. In some places fresh snow and wind slabs are lying on soft layers. The snowpack will be subject to considerable local variations. Individual weak layers exist deep in the snowpack on shady slopes.

Tendency

Hardly any increase in avalanche danger. The avalanche prone locations are barely recognisable because of the poor visibility.