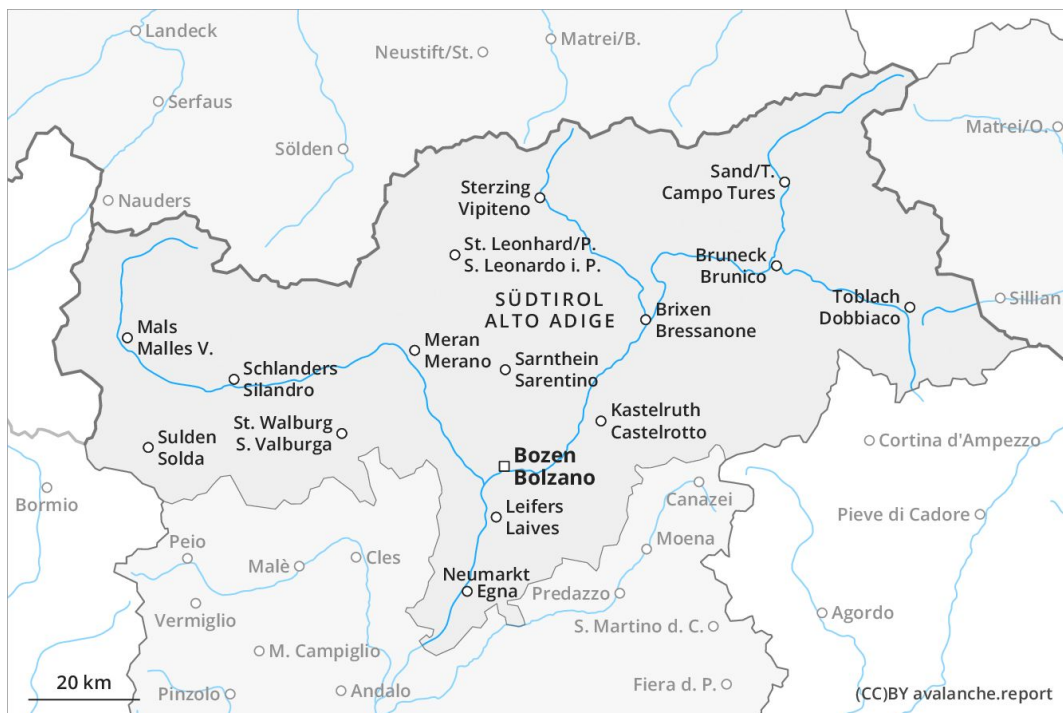
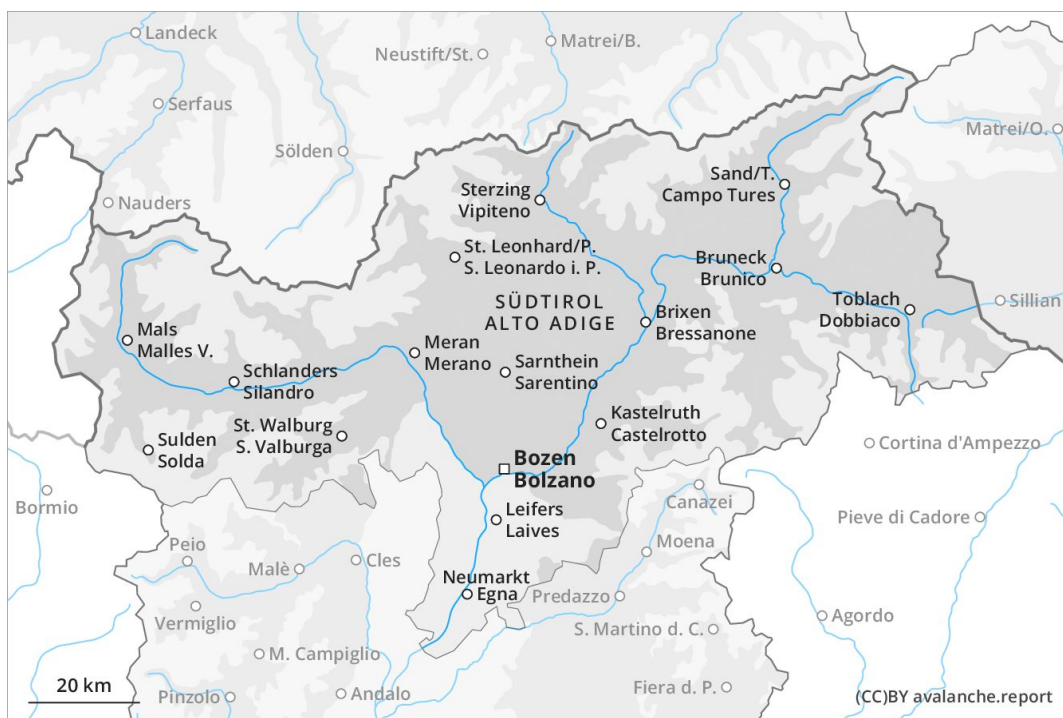




# AM



# PM





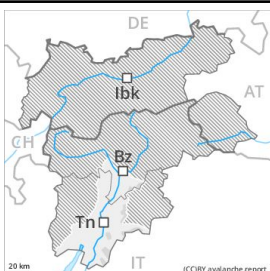
## Danger Level 2 - Moderate

**AM:**



**Tendency: Constant avalanche danger** →  
 on Sunday 12 04 2020

**PM:**



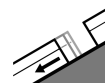
**Tendency: Constant avalanche danger** →  
 on Sunday 12 04 2020



Wet snow



2000m



Gliding snow



Treeline

At low and intermediate altitudes hardly any snow is lying. Temporary increase in danger of moist and wet avalanches as a consequence of warming during the day and solar radiation.

The Avalanche Warning Service currently has only a small amount of information that has been collected in the field.

The avalanche conditions in the morning are favourable. Gradual increase in danger as a consequence of warming during the day and solar radiation. Gliding avalanches and wet snow slides are the main danger. The avalanche prone locations are to be found in particular on steep shady slopes above approximately 2000 m, and adjacent to ridgelines and in gullies and bowls.

## Snowpack

**Danger patterns**

dp 10: springtime scenario

Outgoing longwave radiation during the night will be severely restricted. The surface of the snowpack will freeze to form a strong crust only at high altitudes and will soften during the day. Isolated avalanche prone weak layers exist in the old snowpack especially on very steep shady slopes. Below approximately 1700 m hardly any snow is lying.

## Tendency

The weather will be mild. Increase in danger of wet and gliding avalanches as a consequence of warming during the day and solar radiation.



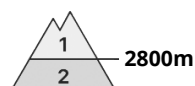
## Danger Level 2 - Moderate

**AM:**



**Tendency: Constant avalanche danger** →  
 on Sunday 12 04 2020


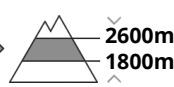
**PM:**



**Tendency: Constant avalanche danger** →  
 on Sunday 12 04 2020



Gliding snow



Wet snow



Increase in avalanche danger as a consequence of warming during the day and solar radiation.

The Avalanche Warning Service currently has only a small amount of information that has been collected in the field.

Early and late morning: Low avalanche danger will prevail.

Midday and afternoon: Slight increase in avalanche danger as a consequence of warming during the day and solar radiation. Gliding avalanches and wet snow slides are the main danger. The avalanche prone locations are to be found in particular on very steep sunny slopes below approximately 2800 m, but in isolated cases also on extremely steep shady slopes below approximately 2800 m.

In addition a low (level 1) danger of dry slab avalanches exists. This applies in particular on extremely steep shady slopes above approximately 2400 m. The avalanches are rather small and can only be released by large loads.

## Snowpack

**Danger patterns**

dp 2: gliding snow

dp 10: springtime scenario

A generally clear night. The surface of the snowpack has frozen to form a strong crust and will already soften in the late morning. This applies in particular on sunny slopes.

In very isolated cases weak layers exist in the old snowpack on shady slopes, especially above approximately 2400 m in areas where the snow cover is rather shallow.

At intermediate altitudes hardly any snow is lying. At low altitude no snow is lying.

## Tendency

Increase in danger of gliding avalanches and snow slides as a consequence of warming during the day and solar radiation.