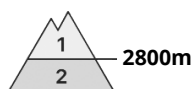






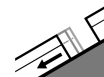
## Danger Level 2 - Moderate



**Tendency: Decreasing avalanche danger**  
on Tuesday 14 04 2020



Wet snow



Gliding snow



At low and intermediate altitudes only a little snow is lying. The danger of gliding avalanches and moist snow slides will already exist in the early morning.

The Avalanche Warning Service currently has only a small amount of information that has been collected in the field. The surface of the snowpack cooled hardly at all during the overcast night and will already be soft in the early morning. Slight increase in avalanche danger until the temperature drops. Gliding avalanches and wet snow slides are the main danger. The avalanche prone locations are to be found in particular at the base of rock walls and on steep sunny slopes below approximately 2800 m, but in isolated cases also on shady slopes below approximately 2200 m.

From origins in starting zones where no previous releases have taken place moist and wet avalanches are possible, but they can be large in isolated cases.

### Snowpack

**Danger patterns**

dp 10: springtime scenario

The old snowpack will be generally well bonded. The surface of the snowpack will cool hardly at all during the overcast night and will soften earlier than the day before.

In very isolated cases weak layers exist in the old snowpack on shady slopes, especially above approximately 2400 m in areas where the snow cover is rather shallow.

At low and intermediate altitudes only a little snow is lying.

### Tendency

Slight decrease in danger of wet and gliding avalanches as the temperature drops.



## Danger Level 2 - Moderate



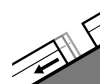
**Tendency: Decreasing avalanche danger**  
on Tuesday 14 04 2020



Wet snow



2000m



Gliding snow



Treeline

At low and intermediate altitudes hardly any snow is lying. The danger of gliding avalanches and moist snow slides will already exist in the early morning.

The Avalanche Warning Service currently has only a small amount of information that has been collected in the field.

The surface of the snowpack will cool hardly at all during the overcast night and will already soften in the late morning. Gradual increase in danger until the temperature drops. Gliding avalanches and wet snow slides are the main danger. The avalanche prone locations are to be found in particular on steep shady slopes above approximately 2000 m, and adjacent to ridgelines and in gullies and bowls.

## Snowpack

### Danger patterns

dp 10: springtime scenario

Outgoing longwave radiation during the night will be severely restricted. The surface of the snowpack will only just freeze and will soften earlier than the day before. Isolated avalanche prone weak layers exist in the old snowpack especially on very steep shady slopes. Below approximately 1700 m hardly any snow is lying.

## Tendency

Temporary decrease in danger of wet and gliding avalanches as the temperature drops.