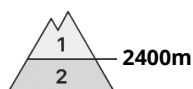
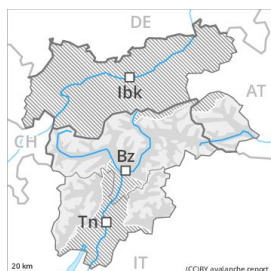




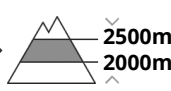
## Danger Level 2 - Moderate



**Tendency: Increasing avalanche danger**  
on Wednesday 15 04 2020



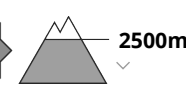
Gliding snow



2500m  
2000m



Wet snow



2500m

The danger of gliding avalanches and moist snow slides will increase a little during the day.

The Avalanche Warning Service currently has only a small amount of information that has been collected in the field.

The surface of the snowpack will freeze to form a strong crust and will soften during the day. Wet and gliding avalanches are the main danger. The avalanche prone locations are to be found in particular on steep northeast to south to northwest facing slopes below approximately 2500 m. The avalanches can release the wet old snow as well and reach large size in isolated cases.

In addition a low (level 1) danger of dry slab avalanches exists. This applies in particular on extremely steep shady slopes above approximately 2500 m. The avalanches are rather small and can only be released by large loads.

### Snowpack

#### Danger patterns

dp 2: gliding snow

dp 10: springtime scenario

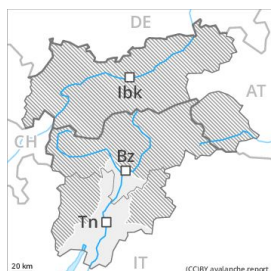
Outgoing longwave radiation during the night will be quite good. As a consequence of a sometimes strong northwesterly wind, mostly small wind slabs will form as the day progresses. Individual weak layers exist deep in the old snowpack on shady slopes, especially above approximately 2400 m in areas where the snow cover is rather shallow. At low altitude no snow is lying.

### Tendency

Slight increase in danger of gliding avalanches and wet snow slides as a consequence of warming.



## Danger Level 1 - Low



**Tendency: Increasing avalanche danger**

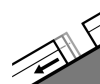
on Wednesday 15 04 2020



Wet snow



2000m



Gliding snow



Treeline

At low and intermediate altitudes hardly any snow is lying. The danger of gliding avalanches and moist snow slides will increase a little during the day.

The Avalanche Warning Service currently has only a small amount of information that has been collected in the field.

The surface of the snowpack will freeze to form a strong crust and will soften later than the day before.

Slight increase in avalanche danger as a consequence of solar radiation. Gliding avalanches and wet snow slides are the main danger. The avalanche prone locations are to be found in particular adjacent to ridgelines and in gullies and bowls above approximately 2000 m.

## Snowpack

**Danger patterns**

dp 10: springtime scenario

Outgoing longwave radiation during the night will be good. The surface of the snowpack will freeze to form a strong crust and will soften later than the day before. Isolated avalanche prone weak layers exist in the old snowpack especially on very steep shady slopes. Below approximately 1700 m hardly any snow is lying.

## Tendency

Slight increase in danger of wet and gliding avalanches as a consequence of warming.