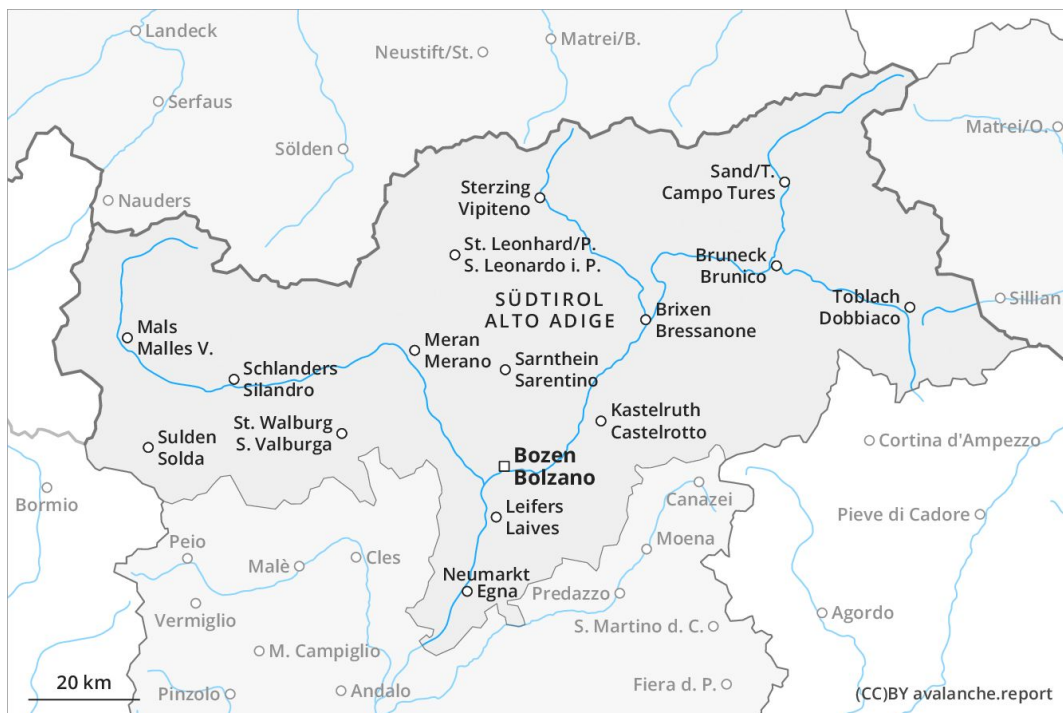
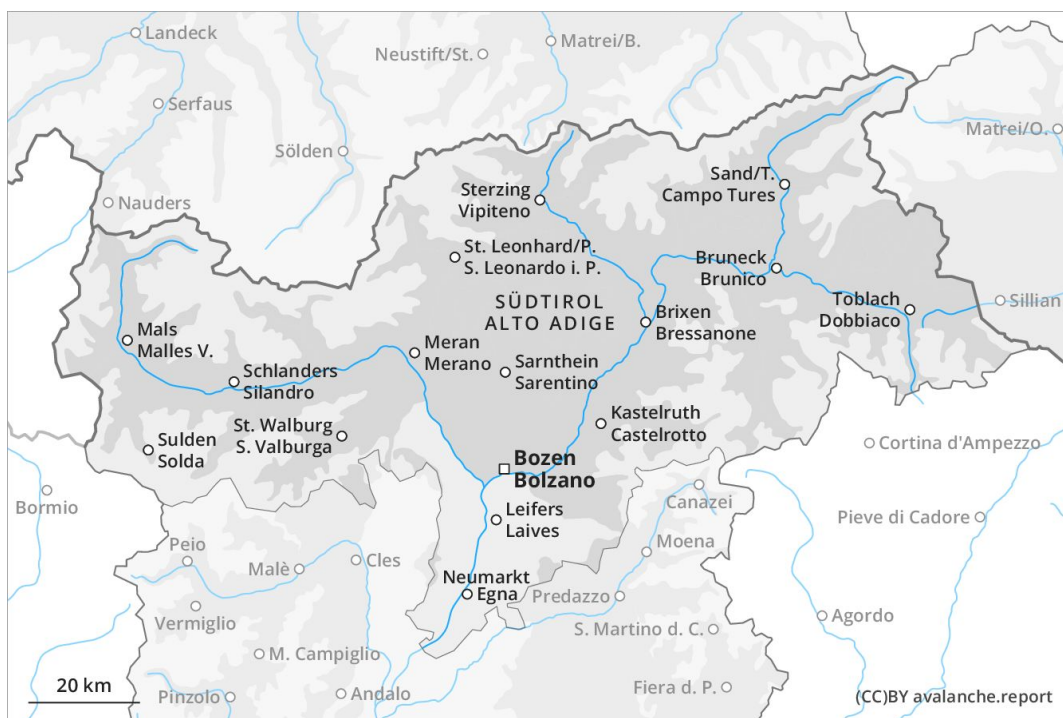




AM



PM





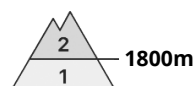
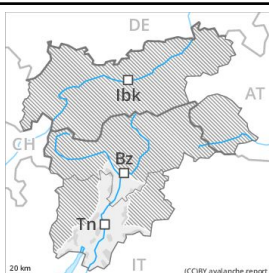
Danger Level 2 - Moderate

AM:



Tendency: Constant avalanche danger →
 on Friday 17 04 2020

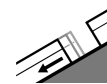
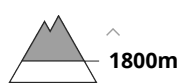
PM:



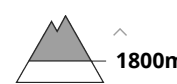
Tendency: Constant avalanche danger →
 on Friday 17 04 2020



Wet snow



Gliding snow



The danger of moist and wet avalanches will increase during the day.

Moist and wet avalanches are possible especially in the afternoon in isolated cases. The avalanche prone locations are to be found in particular on steep northeast to south to northwest facing slopes and on steep shady slopes below approximately 2400 m. Especially on very steep northwest, north and southeast facing slopes the avalanches can release the wet old snow as well and reach quite a large size. In addition a low (level 1) danger of dry slab avalanches exists. This applies in particular on extremely steep shady slopes above approximately 2500 m. The avalanches are only small and can mostly only be released by large loads.

Snowpack

Danger patterns

dp 10: springtime scenario

dp 2: gliding snow

Outgoing longwave radiation during the night will be good. The surface of the snowpack will freeze to form a strong crust and will soften during the day. Individual weak layers exist deep in the old snowpack on shady slopes, especially above approximately 2400 m in areas where the snow cover is rather shallow. Below approximately 1700 m hardly any snow is lying.

Tendency

Increase in avalanche danger as a consequence of warming during the day and solar radiation.



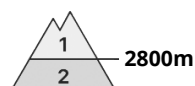
Danger Level 2 - Moderate

AM:



Tendency: Constant avalanche danger →
 on Friday 17 04 2020

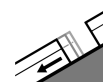
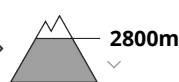
PM:



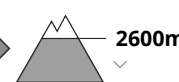
Tendency: Constant avalanche danger →
 on Friday 17 04 2020



Wet snow



Gliding snow



The danger of wet and gliding avalanches will increase during the day.

The Avalanche Warning Service currently has only a small amount of information that has been collected in the field.

The surface of the snowpack will freeze to form a strong crust and will soften during the day. Wet and gliding avalanches are the main danger. The avalanche prone locations are to be found in particular on steep northeast to south to northwest facing slopes below approximately 2800 m and on steep north facing slopes below approximately 2400 m. The avalanches can release the wet old snow as well and reach large size in isolated cases.

In addition a low (level 1) danger of dry slab avalanches exists. This applies in particular on extremely steep shady slopes above approximately 2500 m. The avalanches are rather small and can mostly only be released by large loads.

Snowpack

Danger patterns

dp 10: springtime scenario

dp 2: gliding snow

Outgoing longwave radiation during the night will be good. As a consequence of a sometimes strong northwesterly wind, mostly small wind slabs formed. Individual weak layers exist deep in the old snowpack on shady slopes, especially above approximately 2400 m in areas where the snow cover is rather shallow. At low altitude no snow is lying.

Tendency

Increase in avalanche danger as a consequence of warming during the day and solar radiation.