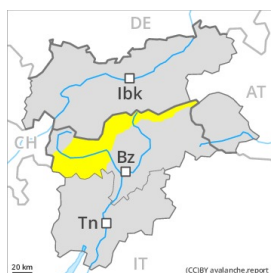




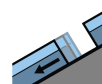
Danger Level 2 - Moderate



Tendency: Constant avalanche danger →
on Tuesday 22 12 2020



Persistent
weak layer



Gliding snow



High Alpine regions: Weakly bonded old snow requires caution. In addition further gliding avalanches are possible.

Avalanche prone weak layers exist deeper in the snowpack on steep shady slopes. Avalanches can in some cases be released by people and reach large size. The prevalence of the avalanche prone locations will increase with altitude. Caution is to be exercised at transitions from a shallow to a deep snowpack. In the Ortler Range the avalanche prone locations are more prevalent and the danger is greater. On very steep grassy slopes and on sunny slopes only isolated gliding avalanches are possible, even quite large ones. Exposed parts of transportation routes can be endangered occasionally in the regions with a lot of snow.

Snowpack

Danger patterns

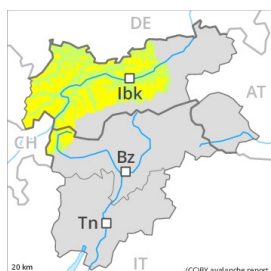
dp.2: gliding snow

As a consequence of mild temperatures the snowpack settled. The snowpack is largely stable. Towards its surface, the snowpack is fairly homogeneous and its surface has a melt-freeze crust that is barely capable of bearing a load, in particular on steep sunny slopes as well as at low and intermediate altitudes. High altitudes and the high Alpine regions: Towards its base, the snowpack is faceted and weak, especially on steep shady slopes, as well as adjacent to ridgelines and in gullies and bowls. The somewhat older wind slabs are in individual cases still prone to triggering.

Tendency

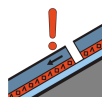
The avalanche danger will persist.

Danger Level 2 - Moderate



Tendency: Constant avalanche danger →

on Tuesday 22 12 2020



Persistent weak layer



Weak layers in the lower part of the snowpack necessitate defensive route selection.

Weak layers in the lower part of the snowpack can be released in some places by individual winter sport participants. Caution is to be exercised in particular on steep shady slopes above approximately 2200 m, as well as on steep sunny slopes above approximately 3000 m, especially in areas where the snow cover is rather shallow, as well as at transitions from a shallow to a deep snowpack, when entering gullies and bowls for example. Avalanches can be triggered in the faceted old snow and reach a dangerous size. These avalanche prone locations are difficult to recognise. In the regions with a lot of snow the situation is more favourable.

As a consequence of a sometimes strong southwesterly wind, mostly small wind slabs will form in some places. Fresh and somewhat older wind slabs are rather small but in some cases prone to triggering, in particular on very steep shady slopes.

The current avalanche situation calls for meticulous route selection.

Snowpack

Danger patterns

dp.1: deep persistent weak layer

dp.7: snow-poor zones in snow-rich surrounding

Steep shady slopes: The old snowpack will be prone to triggering in some places. Towards its base, the snowpack is faceted and weak. Whumpfung sounds and the formation of shooting cracks when stepping on the snowpack are a clear indication of a weakly bonded snowpack. Towards its surface, the snowpack is largely stable. The sometimes strong wind will transport only a little snow.

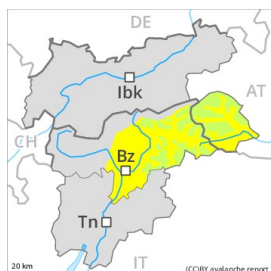
Very steep sunny slopes as well as low and intermediate altitudes: The snowpack is largely stable and its surface has a melt-freeze crust that is strong in many cases.

East and west facing slopes: The snowpack is largely stable and its surface has a melt-freeze crust that is not capable of bearing a load. Faceted weak layers exist deep in the snowpack above approximately 3000 m.

Tendency

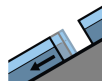
The avalanche danger will persist.

Danger Level 2 - Moderate



Tendency: Constant avalanche danger →

on Tuesday 22 12 2020



Gliding snow



Caution is to be exercised in areas with glide cracks.

On very steep grassy slopes and on sunny slopes more gliding avalanches are possible, even quite large ones. Areas with glide cracks are to be avoided.

Fresh and somewhat older wind slabs can be released in isolated cases on very steep shady slopes in high Alpine regions. This applies in particular adjacent to ridgelines.

Snowpack

Danger patterns

dp.2: gliding snow

The snowpack is largely stable and its surface has a melt-freeze crust that is strong in many cases, in particular on very steep sunny slopes, as well as at low and intermediate altitudes.

Towards its base, the snowpack is faceted. This applies on steep shady slopes above the tree line, as well as on sunny slopes in high Alpine regions.

As a consequence of a moderate wind from westerly directions, mostly small wind slabs will form in particular adjacent to ridgelines.

Tendency

The avalanche danger will persist.