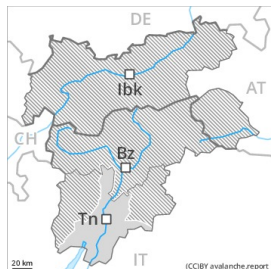
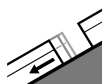




## Danger Level 2 - Moderate



**Tendency: Constant avalanche danger** →  
on Tuesday 22 12 2020



Gliding snow



Wind-drifted  
snow



Treeline

As a consequence of warming during the day and solar radiation individual gliding avalanches are possible from midday.

More gliding avalanches are possible, even medium-sized ones.

The no longer entirely fresh wind slabs remain in some cases prone to triggering especially on west to north to northeast facing aspects at high altitude. The number and size of avalanche prone locations will increase with altitude.

Ski touring calls for experience and a certain restraint.

## Snowpack

**Danger patterns**

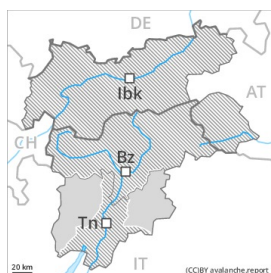
dp.2: gliding snow

The snowpack is fairly homogeneous and its surface has a crust that is not capable of bearing a load. Towards its base, the snowpack is moist, especially at low and intermediate altitudes.

## Tendency

The avalanche danger will persist.

## Danger Level 2 - Moderate



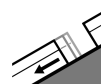
**Tendency: Constant avalanche danger** →  
 on Tuesday 22 12 2020



Wind-drifted snow



Treeline



Gliding snow



2600m

Old wind slabs represent the main danger. Individual gliding avalanches can also occur.

The sometimes large wind slabs remain in some cases prone to triggering in particular on west to north to east facing aspects above the tree line. They can be released by large loads at their margins in particular. On very steep grassy slopes and on sunny slopes only isolated gliding avalanches are possible, even quite large ones. Caution is to be exercised in areas with glide cracks.

In isolated cases avalanches can be triggered in deep layers of the snowpack and reach quite a large size. This applies in case of releases originating from very steep starting zones at high altitudes and in high Alpine regions that have retained the snow thus far. Caution is to be exercised in particular at transitions from a shallow to a deep snowpack.

## Snowpack

### Danger patterns

dp.2: gliding snow

dp.6: cold, loose snow and wind

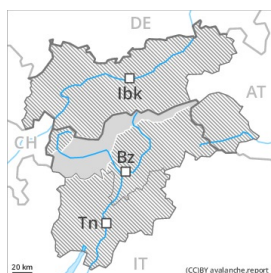
The snowpack will be quite well bonded. More recent wind slabs are to be found in particular in gullies and bowls, and behind abrupt changes in the terrain. In some cases the various wind slabs have bonded poorly together. This applies at high altitudes and in high Alpine regions. Towards its surface, the snowpack is soft and its surface consists of surface hoar. Faceted weak layers exist deep in the old snowpack especially at high altitudes and in high Alpine regions. Towards its base, the snowpack is moist. This applies especially at low and intermediate altitudes.

## Tendency

The avalanche danger will persist. Individual gliding avalanches can also be released in the night.



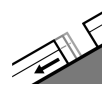
## Danger Level 2 - Moderate



**Tendency: Constant avalanche danger** →  
on Tuesday 22 12 2020



Persistent  
weak layer



Gliding snow



**High Alpine regions: Weakly bonded old snow requires caution. In addition further gliding avalanches are possible.**

Avalanche prone weak layers exist deeper in the snowpack on steep shady slopes. Avalanches can in some cases be released by people and reach large size. The prevalence of the avalanche prone locations will increase with altitude. Caution is to be exercised at transitions from a shallow to a deep snowpack. In the Ortler Range the avalanche prone locations are more prevalent and the danger is greater. On very steep grassy slopes and on sunny slopes only isolated gliding avalanches are possible, even quite large ones. Exposed parts of transportation routes can be endangered occasionally in the regions with a lot of snow.

### Snowpack

#### Danger patterns

dp.2: gliding snow

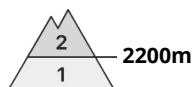
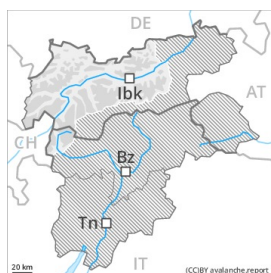
As a consequence of mild temperatures the snowpack settled. The snowpack is largely stable. Towards its surface, the snowpack is fairly homogeneous and its surface has a melt-freeze crust that is barely capable of bearing a load, in particular on steep sunny slopes as well as at low and intermediate altitudes. High altitudes and the high Alpine regions: Towards its base, the snowpack is faceted and weak, especially on steep shady slopes, as well as adjacent to ridgelines and in gullies and bowls. The somewhat older wind slabs are in individual cases still prone to triggering.

### Tendency

The avalanche danger will persist.



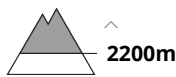
## Danger Level 2 - Moderate



**Tendency: Constant avalanche danger** →  
on Tuesday 22 12 2020



Persistent weak layer



### Weak layers in the lower part of the snowpack necessitate defensive route selection.

Weak layers in the lower part of the snowpack can be released in some places by individual winter sport participants. Caution is to be exercised in particular on steep shady slopes above approximately 2200 m, as well as on steep sunny slopes above approximately 3000 m, especially in areas where the snow cover is rather shallow, as well as at transitions from a shallow to a deep snowpack, when entering gullies and bowls for example. Avalanches can be triggered in the faceted old snow and reach a dangerous size. These avalanche prone locations are difficult to recognise. In the regions with a lot of snow the situation is more favourable.

As a consequence of a sometimes strong southwesterly wind, mostly small wind slabs will form in some places. Fresh and somewhat older wind slabs are rather small but in some cases prone to triggering, in particular on very steep shady slopes.

The current avalanche situation calls for meticulous route selection.

## Snowpack

### Danger patterns

dp.1: deep persistent weak layer

dp.7: snow-poor zones in snow-rich surrounding

Steep shady slopes: The old snowpack will be prone to triggering in some places. Towards its base, the snowpack is faceted and weak. Whumpfung sounds and the formation of shooting cracks when stepping on the snowpack are a clear indication of a weakly bonded snowpack. Towards its surface, the snowpack is largely stable. The sometimes strong wind will transport only a little snow.

Very steep sunny slopes as well as low and intermediate altitudes: The snowpack is largely stable and its surface has a melt-freeze crust that is strong in many cases.

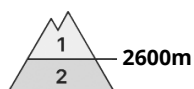
East and west facing slopes: The snowpack is largely stable and its surface has a melt-freeze crust that is not capable of bearing a load. Faceted weak layers exist deep in the snowpack above approximately 3000 m.

## Tendency

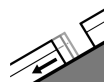
The avalanche danger will persist.



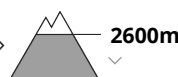
## Danger Level 2 - Moderate



**Tendency: Constant avalanche danger** →  
on Tuesday 22 12 2020



Gliding snow



Caution is to be exercised in areas with glide cracks.

On very steep grassy slopes and on sunny slopes more gliding avalanches are possible, even quite large ones. Areas with glide cracks are to be avoided.

Fresh and somewhat older wind slabs can be released in isolated cases on very steep shady slopes in high Alpine regions. This applies in particular adjacent to ridgelines.

## Snowpack

**Danger patterns**

dp.2: gliding snow

The snowpack is largely stable and its surface has a melt-freeze crust that is strong in many cases, in particular on very steep sunny slopes, as well as at low and intermediate altitudes.

Towards its base, the snowpack is faceted. This applies on steep shady slopes above the tree line, as well as on sunny slopes in high Alpine regions.

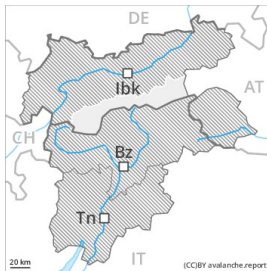
As a consequence of a moderate wind from westerly directions, mostly small wind slabs will form in particular adjacent to ridgelines.

## Tendency

The avalanche danger will persist.



## Danger Level 1 - Low



**Tendency: Constant avalanche danger** →  
on Tuesday 22 12 2020

The avalanche conditions are mostly favourable.

Fresh and somewhat older wind slabs can be released in isolated cases on very steep shady slopes in high Alpine regions. This applies especially adjacent to ridgelines. They are mostly only small.

On very steep grassy slopes and on sunny slopes only isolated gliding avalanches are possible. Areas with glide cracks are to be avoided.

### Snowpack

The snowpack is largely stable and its surface has a melt-freeze crust that is strong in many cases, in particular on very steep sunny slopes, as well as at low and intermediate altitudes. East and west facing slopes: The surface of the snowpack is frozen, but not to a significant depth.

Towards its base, the snowpack is faceted. This applies on shady slopes above the tree line, as well as on sunny slopes in high Alpine regions.

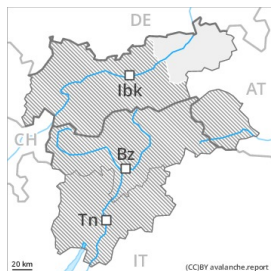
As a consequence of a sometimes strong southwesterly wind, mostly small wind slabs will form in particular adjacent to ridgelines.

### Tendency

The avalanche conditions are mostly favourable.



## Danger Level 1 - Low



**Tendency: Constant avalanche danger** →  
on Tuesday 22 12 2020

### Low, level 1.

Low, level 1. At low and intermediate altitudes from a snow sport perspective, in most cases insufficient snow is lying.

### Snowpack

At low and intermediate altitudes hardly any snow is lying. At higher altitudes a little snow is lying. The snowpack is largely stable.

### Tendency

A generally favourable avalanche situation will prevail.