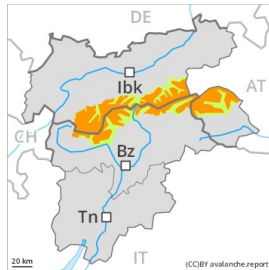


Danger Level 3 - Considerable



Tendency: Increasing avalanche danger
on Monday 28 12 2020



Wind-drifted
snow



Treeline

Wind slabs are to be evaluated critically.

Above the tree line the wind slabs have increased in size additionally since Christmas Day. These can be released even by a single winter sport participant in all aspects. Caution is to be exercised in particular adjacent to ridgelines and in gullies and bowls. In some cases the avalanches are medium-sized. The prevalence of avalanche prone locations and likelihood of triggering will increase with altitude.

Snowpack

Danger patterns

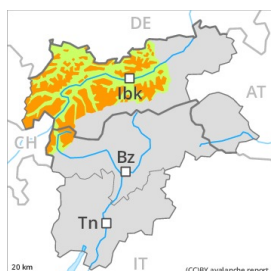
dp.6: cold, loose snow and wind

As a consequence of a strong wind from variable directions, avalanche prone wind slabs formed in all aspects. In many cases wind slabs are lying on soft layers, especially adjacent to ridgelines and in gullies and bowls above the tree line. In its middle, the snowpack is well consolidated. Towards its base, the snowpack is faceted, especially on shady slopes above the tree line, as well as in all aspects in high Alpine regions.

Tendency

Significant increase in avalanche danger as a consequence of new snow and wind.

Danger Level 3 - Considerable



Tendency: Increasing avalanche danger
 on Monday 28 12 2020



Wind-drifted
 snow



Treeline



Persistent
 weak layer



2200m

Wind slabs are to be evaluated critically.

Above the tree line the wind slabs have increased in size additionally since Christmas Day. These can be released even by a single winter sport participant in all aspects, caution is to be exercised in particular adjacent to ridgelines and in gullies and bowls. In some cases the avalanches are medium-sized and can be released even by a single winter sport participant. The number and size of avalanche prone locations will increase with altitude.

Weak layers in the lower part of the snowpack can still be released in isolated cases by individual winter sport participants. Caution is to be exercised in particular on steep shady slopes above approximately 2200 m, especially in areas where the snow cover is rather shallow, as well as at transitions from a shallow to a deep snowpack, when entering gullies and bowls for example.

Snowpack

Danger patterns

dp.6: cold, loose snow and wind

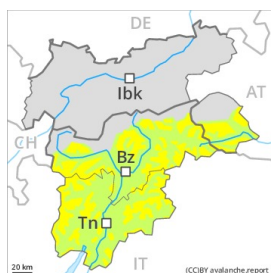
dp.1: deep persistent weak layer

The strong wind has transported the fresh and old snow. In some places wind slabs are lying on soft layers. Steep shady slopes: The old snowpack will be prone to triggering in some places. Towards its base, the snowpack is faceted and weak. Whumpfung sounds and the formation of shooting cracks when stepping on the snowpack are a clear indication of a weakly bonded snowpack.

Tendency

Significant increase in avalanche danger as a consequence of new snow and wind.

Danger Level 2 - Moderate



Tendency: Increasing avalanche danger
on Monday 28 12 2020



Wind-drifted
snow



Treeline

Wind slabs are to be evaluated with care and prudence.

Above the tree line the wind slabs have increased in size since Christmas Day. The fresh and somewhat older wind slabs can be released even by a single winter sport participant in all aspects, especially at their margins. Mostly avalanches are rather small. The prevalence of avalanche prone locations and likelihood of triggering will increase with altitude. Caution is to be exercised in particular adjacent to ridgelines and in gullies and bowls. In regions neighbouring those that are subject to danger level 3 (considerable) the avalanche prone locations are more prevalent and the danger is greater.

Snowpack

Danger patterns

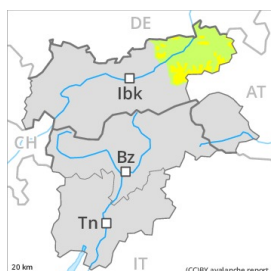
dp.6: cold, loose snow and wind

As a consequence of a strong wind from variable directions, brittle wind slabs formed above the tree line. In some places wind slabs are lying on the soft surface of an old snowpack, especially on shady slopes. In its middle, the snowpack is well consolidated. Towards its base, the snowpack is faceted, especially on shady slopes above the tree line, as well as in all aspects in high Alpine regions.

Tendency

Significant increase in avalanche danger as a consequence of new snow and wind.

Danger Level 2 - Moderate



Tendency: Constant avalanche danger →
on Monday 28 12 2020



Wind-drifted
snow



Treeline

Wind slabs are to be evaluated with care and prudence.

The fresh and somewhat older wind slabs are in some cases prone to triggering above the tree line, especially adjacent to ridgelines and in gullies and bowls. Mostly avalanches are only small but can be released also by a single winter sport participant. The prevalence of avalanche prone locations and likelihood of triggering will increase with altitude.

Snowpack

Danger patterns

dp.6: cold, loose snow and wind

As a consequence of new snow and a strong wind from variable directions, mostly small wind slabs formed above the tree line. In some places wind slabs are lying on soft layers, especially adjacent to ridgelines and in gullies and bowls.

Tendency

The avalanche danger will persist.