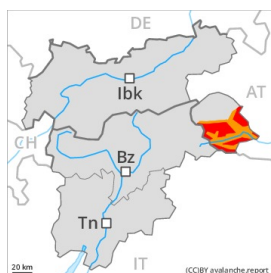


Danger Level 4 - High



Tendency: Constant avalanche danger →
 on Wednesday 30 12 2020



Wind-drifted
 snow



Treeline



Wind-drifted
 snow



Treeline

Outside marked and open pistes a precarious avalanche situation will be encountered over a wide area.

As a consequence of new snow and a strong wind from southerly directions, easily released wind slabs will form since Monday over a wide area. In addition in all aspects, an increasing number of medium-sized and, in many cases, large natural dry avalanches are to be expected. In the regions exposed to a lot of wind this applies in particular on steep slopes, also below the tree line. The prevalence of avalanche prone locations and likelihood of triggering will increase with altitude. Extensive experience in the assessment of avalanche danger and great restraint are required. The danger exists in particular in alpine snow sports terrain.

Snowpack

Danger patterns

dp.6: cold, loose snow and wind

dp.4: cold following warm / warm following cold

Over a wide area 25 to 30 cm of snow, and up to 50 cm in some localities, fell on Monday. Some snow will fall on Tuesday in some localities. As a consequence of a strong wind from southwesterly directions, avalanche prone wind slabs will form in all aspects. Over a wide area wind slabs are lying on soft layers, this also applies below the tree line. The fresh wind slabs are lying on surface hoar in some places in areas close to the tree line. The old snowpack is largely stable.

Tendency

Outside marked and open pistes a precarious avalanche situation will prevail. Fresh wind slabs are to be avoided.

Danger Level 3 - Considerable



Tendency: Constant avalanche danger →
on Wednesday 30 12 2020



Wind-drifted
snow



New snow



New snow and wind slabs require caution.

The fresh and somewhat older wind slabs can be released easily or naturally in all aspects. Caution is to be exercised in particular adjacent to ridgelines and in gullies and bowls. In some cases the avalanches are large. The prevalence of avalanche prone locations and likelihood of triggering will increase with altitude. Extensive experience in the assessment of avalanche danger is required.

Snowpack

Danger patterns

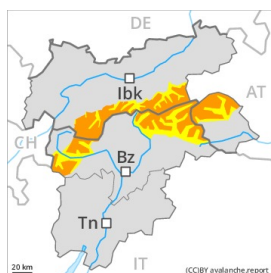
dp.6: cold, loose snow and wind

Over a wide area 20 to 40 cm of snow, and up to 50 cm in some localities, fell on Monday, in particular in the east and in the south. Some snow will fall on Tuesday in some localities. As a consequence of a strong wind from southwesterly directions, avalanche prone wind slabs will form in all aspects. In many cases wind slabs are lying on soft layers, this also applies below the tree line. The fresh wind slabs are lying on surface hoar in some places in areas close to the tree line. In its middle, the snowpack is well consolidated. Towards its base, the snowpack is faceted, especially on shady slopes above the tree line, as well as in all aspects in high Alpine regions.

Tendency

Fresh wind slabs are to be evaluated with care and prudence.

Danger Level 3 - Considerable



Tendency: Constant avalanche danger →
 on Wednesday 30 12 2020



Wind-drifted
 snow



Treeline



Wind-drifted
 snow



Treeline

New snow and wind slabs require caution.

The fresh and somewhat older wind slabs can be released easily or naturally in all aspects. Caution is to be exercised in particular adjacent to ridgelines and in gullies and bowls. In some cases the avalanches are large. The prevalence of avalanche prone locations and likelihood of triggering will increase with altitude. Extensive experience in the assessment of avalanche danger is required.

Snowpack

Danger patterns

dp.6: cold, loose snow and wind

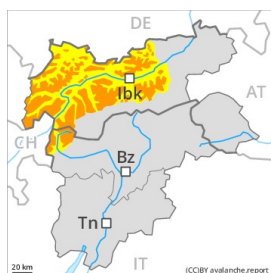
dp.4: cold following warm / warm following cold

Over a wide area 15 to 30 cm of snow, and even more in some localities, fell on Monday. Some snow will fall on Tuesday in some localities. As a consequence of a strong wind from southwesterly directions, avalanche prone wind slabs will form in all aspects. In many cases wind slabs are lying on soft layers, this also applies below the tree line. The fresh wind slabs are lying on surface hoar in some places in areas close to the tree line. In its middle, the snowpack is well consolidated. Towards its base, the snowpack is faceted, especially on shady slopes above the tree line, as well as in all aspects in high Alpine regions.

Tendency

Fresh wind slabs are to be evaluated with care and prudence.

Danger Level 3 - Considerable



Tendency: Constant avalanche danger
 on Wednesday 30 12 2020 →



Wind-drifted
 snow



Treeline



Persistent
 weak layer



2200m

Wind slabs are to be evaluated critically.

Fresh wind slabs represent the main danger. The fresh and somewhat older wind slabs can be released easily. or in isolated cases naturally, in all aspects, caution is to be exercised in particular adjacent to ridgelines and in gullies and bowls. Mostly the avalanches are medium-sized. The number and size of avalanche prone locations will increase with altitude.

Weak layers in the lower part of the snowpack can still be released in isolated cases by individual winter sport participants. Caution is to be exercised in particular on steep shady slopes above approximately 2200 m, especially in areas where the snow cover is rather shallow, as well as at transitions from a shallow to a deep snowpack, when entering gullies and bowls for example.

Snowpack

Danger patterns

dp.6: cold, loose snow and wind

dp.1: deep persistent weak layer

5 to 15 cm of snow, and even more in some localities, fell on Monday. The strong wind will transport the fresh and old snow. In many cases wind slabs are lying on soft layers, also below the tree line. The wind slabs will be deposited on surface hoar in some places in areas close to the tree line.

Steep shady slopes: The old snowpack will be prone to triggering in some places. Towards its base, the snowpack is faceted and weak. Whumpfung sounds and the formation of shooting cracks when stepping on the snowpack are a clear indication of a weakly bonded snowpack.

Tendency

Fresh wind slabs are to be evaluated with care and prudence.

Danger Level 2 - Moderate



Tendency: Constant avalanche danger →
on Wednesday 30 12 2020



Wind-drifted
snow



Treeline

Wind slabs are to be evaluated with care and prudence.

The fresh and somewhat older wind slabs are in some cases prone to triggering above the tree line, especially adjacent to ridgelines and in gullies and bowls. Mostly avalanches are only small but can be released also by a single winter sport participant. The prevalence of avalanche prone locations and likelihood of triggering will increase with altitude.

Snowpack

Danger patterns

dp.6: cold, loose snow and wind

As a consequence of new snow and a strong wind from variable directions, mostly small wind slabs will form above the tree line. In some places wind slabs are lying on soft layers, especially adjacent to ridgelines and in gullies and bowls.

Tendency

The avalanche danger will persist.