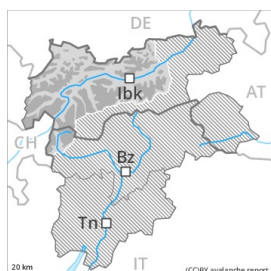




Danger Level 3 - Considerable



Tendency: Constant avalanche danger →

on Thursday 31 12 2020



Wind-drifted
snow



Treeline



Persistent
weak layer



2200m

Wind slabs are to be evaluated critically.

Fresh wind slabs represent the main danger. The fresh and somewhat older wind slabs can be released easily, even by a single winter sport participant, in all aspects, caution is to be exercised in particular adjacent to ridgelines and in gullies and bowls. Mostly the avalanches are medium-sized. The number and size of avalanche prone locations will increase with altitude.

Weak layers in the lower part of the snowpack can still be released in isolated cases by individual winter sport participants. Caution is to be exercised in particular on steep shady slopes above approximately 2200 m, especially in areas where the snow cover is rather shallow, as well as at transitions from a shallow to a deep snowpack, when entering gullies and bowls for example.

Snowpack

Danger patterns

dp.6: cold, loose snow and wind

dp.1: deep persistent weak layer

The strong wind has transported the fresh and old snow significantly. In many cases wind slabs are lying on soft layers, also below the tree line. The wind slabs will be deposited on surface hoar in some places at intermediate and high altitudes. Snow profiles confirm this situation.

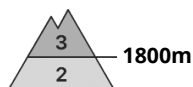
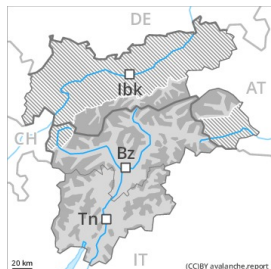
Steep shady slopes: The old snowpack will be prone to triggering in some places. Towards its base, the snowpack is faceted and weak. Whumpfung sounds and the formation of shooting cracks when stepping on the snowpack are a clear indication of a weakly bonded snowpack.

Tendency

Fresh wind slabs are to be evaluated with care and prudence.



Danger Level 3 - Considerable

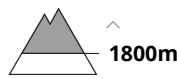


Tendency: Constant avalanche danger →

on Thursday 31 12 2020



Wind-drifted
snow



Wind-drifted
snow



New snow and wind slabs require caution.

On wind-loaded slopes a critical avalanche situation will be encountered over a wide area. The fresh and somewhat older wind slabs can be released easily, or in isolated cases naturally, in all aspects. Caution is to be exercised in particular adjacent to ridgelines and in gullies and bowls. In some cases the avalanches are large. The prevalence of avalanche prone locations and likelihood of triggering will increase with altitude. Caution and restraint are required.

Snowpack

Danger patterns

dp.6: cold, loose snow and wind

20 to 40 cm of snow, and even more in some localities, has fallen. As a consequence of a strong wind from southwesterly directions, avalanche prone wind slabs formed in all aspects. Stability tests and field observations confirm this situation. In many cases wind slabs are lying on soft layers, this also applies below the tree line. The fresh wind slabs are lying on surface hoar in some places at intermediate and high altitudes. In its middle, the snowpack is well consolidated. Towards its base, the snowpack is faceted, especially on shady slopes above the tree line, as well as in all aspects in high Alpine regions.

Tendency

Fresh wind slabs are to be evaluated with care and prudence.