

## Danger Level 3 - Considerable



**Tendency: Increasing avalanche danger**  
on Sunday 03 01 2021



Wind-drifted  
snow



Treeline



New snow



Treeline

A lot of new snow at low altitude: Fresh and older wind slabs require caution.

On wind-loaded slopes a critical avalanche situation will be encountered over a wide area. The fresh and somewhat older wind slabs can be released easily in all aspects. Caution is to be exercised in particular adjacent to ridgelines and in gullies and bowls. Mostly the avalanches are medium-sized but in many cases easily released. The prevalence of avalanche prone locations and likelihood of triggering will increase with altitude. Snow slides and natural avalanches are likely to occur during the day. Caution and restraint are required.

## Snowpack

### Danger patterns

dp.6: cold, loose snow and wind

Over a wide area over a wide area 15 to 25 cm of snow, and even more in some localities, has fallen above approximately 500 m. The wind was strong at times in some localities. Over a wide area 20 to 30 cm of snow, and even more in some localities, will fall until the evening above approximately 800 m. As a consequence of new snow and a strong wind from southeasterly directions, easily released wind slabs will form in all aspects. In many cases wind slabs are lying on soft layers. In some cases new snow and wind slabs are lying on surface hoar. These avalanche prone locations are numerous and are barely recognisable, even to the trained eye. Stability tests and field observations confirm this situation.

## Tendency

In some localities increase in avalanche danger as a consequence of new snow and wind. Fresh wind slabs are to be evaluated with care and prudence.

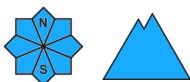
## Danger Level 3 - Considerable



**Tendency: Constant avalanche danger** →  
on Sunday 03 01 2021



Wind-drifted  
snow



A precarious avalanche situation will prevail. Fresh and older wind slabs are to be critically assessed.

As a consequence of new snow and a strong wind from southeasterly directions, avalanche prone wind slabs will form in all aspects, caution is to be exercised on steep slopes also below the tree line, in the regions exposed to a lot of wind in particular. The fresh and somewhat older wind slabs can be released easily in all aspects. As a consequence of new snow and strong wind the avalanche prone locations will become more prevalent as the day progresses. Older wind slabs are covered with new snow and therefore difficult to recognise.

In addition the danger of natural avalanches will increase as the day progresses. Mostly the avalanches are medium-sized.

Whumpfung sounds and the formation of shooting cracks when stepping on the snowpack and natural avalanches serve as an alarm indicating the danger. Extensive experience in the assessment of avalanche danger and great restraint are required.

In regions exposed to heavier precipitation the avalanche prone locations are more prevalent and the danger is slightly greater.

## Snowpack

### Danger patterns

dp.6: cold, loose snow and wind

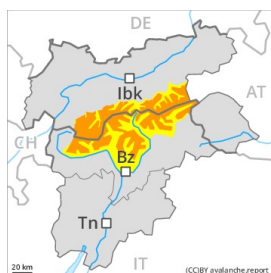
dp.8: surface hoar blanketed with snow

20 to 40 cm of snow, and even more in some localities, will fall until Sunday. The southeasterly wind will transport the fresh and old snow. The new snow and wind slabs will be deposited on the unfavourable surface of an old snowpack in all aspects. The upper section of the snowpack is fairly homogeneous and its surface consists of surface hoar. Towards its base, the snowpack is well consolidated. Stability tests and field observations confirm this situation.

## Tendency

A precarious avalanche situation will be encountered over a wide area.

## Danger Level 3 - Considerable



**Tendency: Constant avalanche danger** →  
 on Sunday 03 01 2021



Wind-drifted  
 snow



Treeline



Wind-drifted  
 snow



Treeline

The current avalanche situation calls for extensive experience and restraint.

On wind-loaded slopes a treacherous avalanche situation will be encountered over a wide area. The fresh and somewhat older wind slabs can be released easily in all aspects. Caution is to be exercised in particular adjacent to ridgelines and in gullies and bowls. Mostly the avalanches are only shallow. The avalanche prone locations are prevalent and are difficult to recognise. In all aspects the avalanche prone locations will become more prevalent as the day progresses.

### Snowpack

**Danger patterns**

dp.6: cold, loose snow and wind

dp.8: surface hoar blanketed with snow

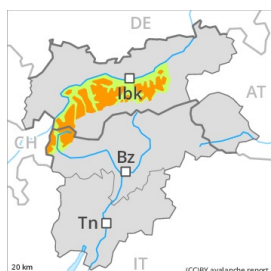
10 to 20 cm of snow, and even more in some localities, will fall until Sunday. As a consequence of new snow and a strong wind from southeasterly directions, avalanche prone wind slabs will form in all aspects. The new snow will be deposited on the unfavourable surface of an old snowpack. In some cases new snow and wind slabs are lying on surface hoar. Towards its base, the snowpack is well consolidated. Stability tests and field observations confirm this situation.

### Tendency

Fresh wind slabs are to be evaluated with care and prudence. Whumpfung sounds and the formation of shooting cracks when stepping on the snowpack and fresh avalanches serve as an alarm indicating the danger.



## Danger Level 3 - Considerable



**Tendency: Constant avalanche danger**  
 on Sunday 03 01 2021 →



Wind-drifted snow



Treeline



Persistent weak layer



2200m

### Wind slabs are to be evaluated critically.

The fresh and somewhat older wind slabs can be released by a single winter sport participant especially on steep shady slopes above the tree line, caution is to be exercised in particular adjacent to ridgelines and in gullies and bowls. Mostly the avalanches are medium-sized. The number and size of avalanche prone locations will increase with altitude.

Weak layers in the lower part of the snowpack can be released in some places by individual winter sport participants. Caution is to be exercised in particular on steep shady slopes above approximately 2200 m, especially in areas where the snow cover is rather shallow, as well as at transitions from a shallow to a deep snowpack, when entering gullies and bowls for example.

### Snowpack

**Danger patterns**

dp.6: cold, loose snow and wind

dp.1: deep persistent weak layer

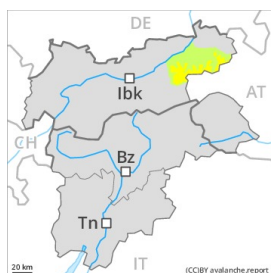
Some snow will fall in some localities, in particular in the south. Towards its surface, the snowpack is hard. In some places relatively hard layers of snow are lying on soft layers. The wind slabs are lying on surface hoar in some places at intermediate and high altitudes. Snow profiles confirm this situation.

Steep shady slopes: The old snowpack will be prone to triggering in some places. Towards its base, the snowpack consists of faceted crystals.

### Tendency

Fresh and older wind slabs require caution.

## Danger Level 2 - Moderate



**Tendency: Constant avalanche danger** →  
on Sunday 03 01 2021



Wind-drifted  
snow



Treeline

### Wind slabs require caution.

The fresh and somewhat older wind slabs are in some cases prone to triggering above the tree line, especially adjacent to ridgelines and in gullies and bowls. Mostly avalanches are only small but can be released also by a single winter sport participant. The prevalence of avalanche prone locations and likelihood of triggering will increase with altitude.

### Snowpack

#### Danger patterns

dp.6: cold, loose snow and wind

Some snow will fall in some localities, especially in the south. The southeasterly wind will transport the snow. In some places wind slabs are lying on soft layers, especially on shady slopes.

### Tendency

The avalanche danger will persist.



## Danger Level 2 - Moderate



**Tendency: Constant avalanche danger** →  
 on Sunday 03 01 2021



Wind-drifted snow



Treeline



Persistent weak layer



2200m

### Wind slabs and weakly bonded old snow require caution.

Wind slabs can be released especially on steep shady slopes above the tree line, caution is to be exercised in particular adjacent to ridgelines and in gullies and bowls. The avalanches are rather small. The number and size of avalanche prone locations will increase with altitude.

Weak layers in the lower part of the snowpack can be released in some places by individual winter sport participants. Caution is to be exercised in particular on steep shady slopes above approximately 2200 m, especially in areas where the snow cover is rather shallow, as well as at transitions from a shallow to a deep snowpack, when entering gullies and bowls for example.

### Snowpack

**Danger patterns**

dp.6: cold, loose snow and wind

dp.1: deep persistent weak layer

Some snow will fall in some localities, in particular in the south. Towards its surface, the snowpack is hard. In some places relatively hard layers of snow are lying on soft layers. This applies in particular above the tree line.

Steep shady slopes: The old snowpack will be prone to triggering in some places. Towards its base, the snowpack consists of faceted crystals.

### Tendency

Fresh and older wind slabs require caution.



## Danger Level 1 - Low



**Tendency: Constant avalanche danger** →  
on Sunday 03 01 2021

### Low, level 1.

Wind slabs require caution. This applies on very steep shady slopes, and adjacent to ridgelines above approximately 2000 m. The avalanche prone locations are rare and are easy to recognise.

### Snowpack

#### Danger patterns

dp.6: cold, loose snow and wind

In some places wind slabs are lying on soft layers, especially on shady slopes at elevated altitudes. From a snow sport perspective, in most cases insufficient snow is lying.

### Tendency

Low, level 1.