

Danger Level 3 - Considerable



Tendency: Constant avalanche danger →

on Wednesday 06 01 2021



Wind-drifted
snow



Treeline



New snow



A precarious avalanche situation will be encountered over a wide area. New snow and wind slabs represent the main danger.

The new snow and wind slabs are prone to triggering in all aspects. Even single backcountry tourers can release avalanches very easily, including medium-sized ones, caution is to be exercised on steep slopes also below the tree line.

Older wind slabs are covered with new snow and therefore difficult to recognise. The avalanche prone locations are widespread, in the regions exposed to a lot of wind in particular in the regions exposed to heavier precipitation and. Whumpung sounds and the formation of shooting cracks when stepping on the snowpack can indicate the danger. Extensive experience in the assessment of avalanche danger and great restraint are required.

In the regions exposed to heavier precipitation gliding avalanches and snow slides are possible. On extremely steep slopes small and medium-sized loose snow avalanches are possible.

Snowpack

Danger patterns

dp.6: cold, loose snow and wind

dp.8: surface hoar blanketed with snow

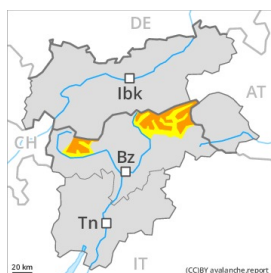
The new snow and wind slabs are lying on soft layers in all aspects and in all altitude zones. The new snow-covered wind slabs are lying on surface hoar in some places. As a consequence of low temperatures the snowpack can not consolidate.

Towards its base, the snowpack is well consolidated.

Tendency

A sometimes critical avalanche situation will prevail. The weather conditions will prevent a rapid change towards better conditions.

Danger Level 3 - Considerable



Tendency: Constant avalanche danger →
 on Wednesday 06 01 2021



Wind-drifted
 snow



Treeline



Wind-drifted
 snow



Treeline

Backcountry touring calls for extensive experience and restraint.

On wind-loaded slopes a treacherous avalanche situation will be encountered over a wide area. The fresh and somewhat older wind slabs can be released easily in all aspects. This applies especially adjacent to ridgelines and in gullies and bowls. Caution is to be exercised on steep slopes, also below the tree line. Avalanches can be released by small loads and reach medium size. The avalanche prone locations are prevalent and are difficult to recognise. The number and size of avalanche prone locations will increase with altitude.

Snowpack

Danger patterns

dp.6: cold, loose snow and wind

dp.8: surface hoar blanketed with snow

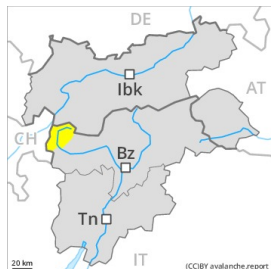
As a consequence of a strong wind from southeasterly directions, easily released wind slabs formed in the last few days in all aspects. The new snow and wind slabs are lying on soft layers in all aspects. The new snow-covered wind slabs are lying on surface hoar in some places.

Towards its base, the snowpack is largely stable.

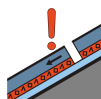
Tendency

Hardly any decrease in avalanche danger. Wind slabs require caution.

Danger Level 2 - Moderate



Tendency: Constant avalanche danger →
 on Wednesday 06 01 2021



Persistent weak layer



Wind-drifted snow



Treeline

Wind slabs and weakly bonded old snow are to be critically assessed.

Weak layers in the lower part of the snowpack can be released in some places by individual winter sport participants, especially in areas where the snow cover is rather shallow, as well as at transitions from a shallow to a deep snowpack, when entering gullies and bowls for example. This applies in particular on steep shady slopes above approximately 2200 m. In addition the sometimes avalanche prone wind slabs should be taken into account. They can be released by a single winter sport participant especially on steep shady slopes at high altitudes and in high Alpine regions, caution is to be exercised in particular adjacent to ridgelines and in gullies and bowls. In some cases the avalanches are medium-sized.

Snowpack

Danger patterns

dp.1: deep persistent weak layer

dp.6: cold, loose snow and wind

The various wind slabs are lying on surface hoar in some places. The wind slabs have bonded poorly with each other and the old snowpack. In some places relatively hard layers of snow are lying on soft layers. Steep shady slopes: The old snowpack will be prone to triggering in some places. Towards its base, the snowpack consists of faceted crystals.

Tendency

The avalanche danger will persist.