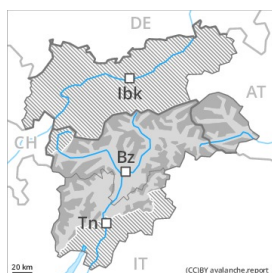






Danger Level 3 - Considerable



Tendency: Constant avalanche danger →
 on Monday 11 01 2021



Weak layers in the upper part of the snowpack necessitate caution. A treacherous avalanche situation will be encountered in some regions.

The near-surface layers of the snowpack necessitate caution and restraint. Dry avalanches can be triggered in the weakly bonded old snow and reach quite a large size. Remotely triggered avalanches are possible. Avalanche prone locations for dry avalanches are to be found on steep shady slopes, also below the tree line. The avalanche prone locations are covered with new snow and are barely recognisable, even to the trained eye. Especially places where surface hoar has been covered with snow are treacherous. Whumpfung sounds and the formation of shooting cracks when stepping on the snowpack serve as an alarm indicating the danger. Meticulous route selection is important.

The fresh wind slabs are mostly small but prone to triggering. These avalanche prone locations are to be found above the tree line, caution is to be exercised adjacent to ridgelines and in gullies and bowls. As a consequence of solar radiation more dry snow slides and avalanches are possible as the day progresses.

In addition a latent danger of gliding avalanches exists.

Snowpack

Danger patterns

dp.8: surface hoar blanketed with snow

dp.4: cold following warm / warm following cold

Faceted weak layers exist in the top section of the snowpack. The somewhat older wind slabs are lying on surface hoar in some places.

As a consequence of a moderate northerly wind, soft wind slabs formed. The fresh wind slabs are lying on soft layers. As a consequence of low temperatures the snowpack can not consolidate.

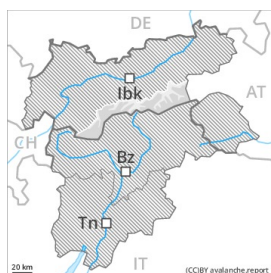
Towards its base, the snowpack is well consolidated.

Tendency

A precarious avalanche situation will persist. Gradual increase in avalanche danger as a consequence of the moderate northerly wind.



Danger Level 2 - Moderate



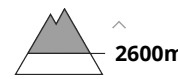
Tendency: Constant avalanche danger →
 on Monday 11 01 2021



Persistent weak layer



Wind-drifted snow



The current avalanche situation calls for experience in the assessment of avalanche danger.

A sometimes treacherous avalanche situation will prevail. This applies in particular in the south. Weak layers in the upper part of the snowpack can still be released in some place by winter sport participants in particular on steep sunny slopes. This applies in particular between approximately 2200 and 2600 m. Mostly the avalanches are medium-sized.

Also places where surface hoar has been covered with snow are unfavourable. Caution is to be exercised in particular on very steep shady slopes at transitions from a shallow to a deep snowpack, when entering gullies and bowls for example, also at intermediate altitudes.

Snowpack

Danger patterns

dp.4: cold following warm / warm following cold

dp.8: surface hoar blanketed with snow

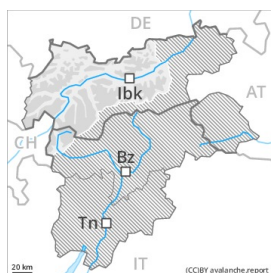
Faceted weak layers exist in the top section of the snowpack. This applies in particular on sunny slopes between approximately 2200 and 2600 m. The older wind slabs are lying on surface hoar in some places. Towards its base, the snowpack is well consolidated.

Tendency

Weak layers in the upper part of the snowpack necessitate caution.



Danger Level 2 - Moderate



Tendency: Constant avalanche danger →


on Monday 11 01 2021



Wind-drifted
snow



Treeline



Persistent
weak layer



2300m

Individual avalanche prone locations for dry avalanches are to be found on very steep slopes above approximately 2300 m and adjacent to ridgelines.

In isolated cases avalanches can be triggered in the faceted old snow and reach medium size in some cases. This applies in particular on very steep shady slopes above approximately 2300 m, as well as at transitions from a shallow to a deep snowpack.

Fresh and somewhat older wind slabs are mostly shallow but in some cases prone to triggering. Caution is to be exercised in particular adjacent to ridgelines and in gullies and bowls.

Snowpack

Danger patterns

dp.1: deep persistent weak layer

dp.7: snow-poor zones in snow-rich surrounding

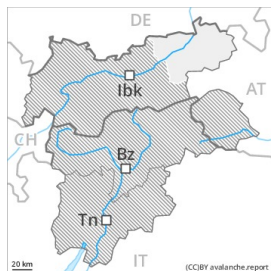
Here only a little snow is lying. The snowpack is faceted. The fresh and somewhat older wind slabs are lying on top of a weakly bonded old snowpack. Faceted weak layers exist in the bottom section of the snowpack at high altitudes and in high Alpine regions.

Tendency

In some regions increase in avalanche danger as a consequence of the moderate to strong northerly wind.



Danger Level 1 - Low



Tendency: Constant avalanche danger →
on Monday 11 01 2021

Low, level 1.

Individual avalanche prone locations for dry avalanches are to be found on very steep shady slopes above approximately 2000 m, especially adjacent to ridgelines. The avalanche prone locations are rare and are easy to recognise.

Snowpack

From a snow sport perspective, in most cases insufficient snow is lying. Hardly any weak layers exist in the snowpack.

Tendency

Low, level 1.