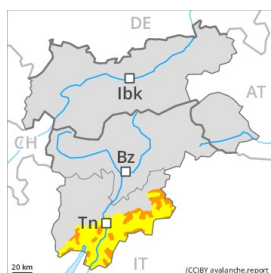
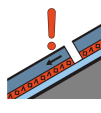


## Danger Level 3 - Considerable



**Tendency: Constant avalanche danger** →  
 on Monday 11 01 2021



Persistent weak layer



Wind-drifted snow



Weak layers in the upper part of the snowpack represent the main danger.

Dry avalanches can as before be released by small loads and reach large size in isolated cases. Small and medium-sized natural avalanches are, however, not entirely ruled out. Remotely triggered avalanches are possible. The avalanche prone locations are to be found in particular adjacent to ridgelines and in gullies and bowls, caution is to be exercised on steep slopes also below the tree line, as well as at the base of rock walls and behind abrupt changes in the terrain.

Whumpung sounds and the formation of shooting cracks when stepping on the snowpack are a clear indication of a weakly bonded snowpack. In addition a latent danger of gliding avalanches exists. In the event of solar radiation this applies in particular on steep sunny slopes.

Ski touring and snowshoe hiking call for extensive experience in the assessment of avalanche danger and careful route selection.

### Snowpack

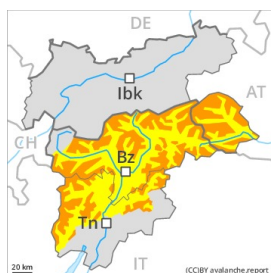
Towards its surface, the snowpack is fairly homogeneous; its surface consists of loosely bonded snow. In some places new snow and wind slabs are lying on surface hoar. The avalanche prone locations are sometimes covered with new snow and are therefore difficult to recognise. The new snow and wind slabs of last week are bonding only slowly with the old snowpack in all aspects.

Faceted weak layers exist in the centre of the snowpack in particular on shady slopes. Towards its base, the snowpack is well consolidated.

### Tendency

At elevated altitudes a precarious avalanche situation will still be encountered.

## Danger Level 3 - Considerable



**Tendency: Constant avalanche danger** →  
 on Monday 11 01 2021



Weak layers in the upper part of the snowpack necessitate caution. A treacherous avalanche situation will be encountered in some regions.

The near-surface layers of the snowpack necessitate caution and restraint. Dry avalanches can be triggered in the weakly bonded old snow and reach quite a large size. Remotely triggered avalanches are possible. Avalanche prone locations for dry avalanches are to be found on steep shady slopes, also below the tree line. The avalanche prone locations are covered with new snow and are barely recognisable, even to the trained eye. Especially places where surface hoar has been covered with snow are treacherous. Whumpfung sounds and the formation of shooting cracks when stepping on the snowpack serve as an alarm indicating the danger. Meticulous route selection is important.

The fresh wind slabs are mostly small but prone to triggering. These avalanche prone locations are to be found above the tree line, caution is to be exercised adjacent to ridgelines and in gullies and bowls. As a consequence of solar radiation more dry snow slides and avalanches are possible as the day progresses.

In addition a latent danger of gliding avalanches exists.

### Snowpack

**Danger patterns**

dp.8: surface hoar blanketed with snow

dp.4: cold following warm / warm following cold

Faceted weak layers exist in the top section of the snowpack. The somewhat older wind slabs are lying on surface hoar in some places.

As a consequence of a moderate northerly wind, soft wind slabs formed. The fresh wind slabs are lying on soft layers. As a consequence of low temperatures the snowpack can not consolidate.

Towards its base, the snowpack is well consolidated.

### Tendency

A precarious avalanche situation will persist. Gradual increase in avalanche danger as a consequence of the moderate northerly wind.