

## Danger Level 3 - Considerable



**Tendency: Constant avalanche danger** →  
 on Monday 08 02 2021



Wind-drifted snow



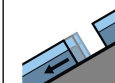
Treeline



Wet snow



Treeline



Gliding snow



2400m

Significant increase in avalanche danger as a consequence of the precipitation.

High altitudes and the high Alpine regions: The fresh snow and in particular the sometimes deep wind slabs can be released easily, or, in isolated cases naturally in all aspects. The prevalence of avalanche prone locations and likelihood of triggering will increase as the day progresses. Avalanches can also penetrate deep layers and reach dangerously large size.

Low and intermediate altitudes: As the day progresses as a consequence of the rain there will be a significant increase in the danger of moist and wet avalanches, especially on steep shady slopes. A substantial danger of gliding avalanches exists. Areas with glide cracks are to be avoided as far as possible. In the regions exposed to heavier precipitation the avalanche prone locations are more prevalent and larger. Extensive experience in the assessment of avalanche danger is required.

### Snowpack

**Danger patterns**

dp.6: cold, loose snow and wind

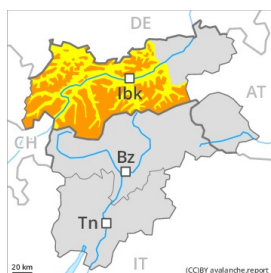
dp.3: rain

15 to 30 cm of snow, and even more in some localities, will fall on Sunday above approximately 1800 m. As a consequence of new snow and a sometimes strong southerly wind, avalanche prone wind slabs will form on Sunday in particular in gullies and bowls and behind abrupt changes in the terrain. The old snowpack is moist, in particular at low and intermediate altitudes, as well as on steep sunny slopes also at high altitude. Avalanche prone weak layers exist in the centre of the snowpack in all aspects, in particular above approximately 1900 m.

### Tendency

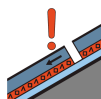
Slight decrease in avalanche danger as the precipitation eases.

## Danger Level 3 - Considerable

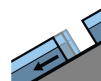


**Tendency: Constant avalanche danger** →

on Monday 08 02 2021



Persistent weak layer



Gliding snow



In some places avalanches can be released in the weakly bonded old snow and reach large size.

As a consequence of new snow and a strong to storm force southerly wind, sometimes avalanche prone wind slabs will form. The avalanche prone locations are to be found in particular on near-ridge shady slopes at high altitudes and in high Alpine regions.

Dry avalanches can additionally be released in the weakly bonded old snow by a single winter sport participant. This applies above approximately 2000 m, especially in areas where the snow cover is rather shallow, as well as at transitions from a shallow to a deep snowpack. Between approximately 2000 and 2400 m the avalanche prone locations are more prevalent and the danger is slightly greater. Avalanches can penetrate deep layers and reach dangerously large size. Remotely triggered avalanches are possible in isolated cases. Experience and restraint are required.

An appreciable danger of gliding avalanches exists. This applies in particular in the west and in the northwest. Areas with glide cracks are to be avoided.

### Snowpack

**Danger patterns**

dp.6: cold, loose snow and wind

dp.7: snow-poor zones in snow-rich surrounding

Some snow will fall. Up to 1700 m rain will fall. Strong southerly wind.

The fresh wind slabs are lying on soft layers in particular on shady slopes at high altitudes and in high Alpine regions.

Avalanche prone weak layers exist in the centre of the snowpack, especially between approximately 2000 and 2400 m in all aspects. Released avalanches and stability tests confirm the existence of a weak snowpack.

### Tendency

The avalanche danger will persist.

## Danger Level 2 - Moderate



**Tendency: Constant avalanche danger** →  
 on Monday 08 02 2021



Persistent  
 weak layer



2000m



Wet snow



2400m

### Fresh wind slabs require caution.

As a consequence of new snow and a strong to storm force southerly wind, sometimes avalanche prone wind slabs will form. The avalanche prone locations are to be found in particular on near-ridge shady slopes at high altitudes and in high Alpine regions.

Weak layers in the old snowpack can still be released in some places by individual winter sport participants in particular above approximately 2000 m, especially at transitions from a shallow to a deep snowpack.

### Snowpack

**Danger patterns**

dp.6: cold, loose snow and wind

dp.7: snow-poor zones in snow-rich surrounding

Some snow will fall. Up to 1700 m rain will fall. Strong southerly wind. The fresh wind slabs are lying on soft layers in particular on shady slopes at high altitudes and in high Alpine regions.

Avalanche prone weak layers exist in the centre of the snowpack. This applies in particular above approximately 2000 m.

At low altitude a little snow is lying.

### Tendency

The avalanche danger will persist.