

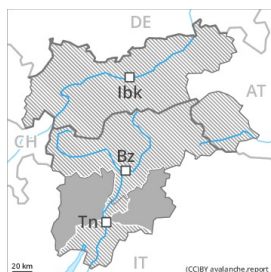


Danger Level 3 - Considerable



Tendency: Increasing avalanche danger

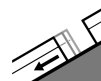
on Wednesday 10 02 2021



Wind-drifted
snow



Treeline



Gliding snow



2200m



Wet snow



2200m

As a consequence of new snow and wind a considerable avalanche danger will persist. The fresh wind slabs can as before be released, even by small loads in isolated cases.

20 to 40 cm of snow has fallen since Saturday above approximately 1800 m. The new snow and wind slabs of the last few days remain for the foreseeable future prone to triggering in all aspects and generally above the tree line, especially on very steep slopes, as well as at transitions from a shallow to a deep snowpack.

The avalanches can be released by small loads and reach medium size.

In addition a latent danger of gliding avalanches and moist snow slides exists. As the day progresses individual medium-sized moist slab avalanches are possible. They can also penetrate deep layers and reach quite a large size.

Experience in the assessment of avalanche danger is important. Areas with glide cracks are to be avoided as far as possible.

Snowpack

Danger patterns

dp.6: cold, loose snow and wind

dp.3: rain

As a consequence of new snow and a strong southwesterly wind, wind slabs formed, in particular adjacent to ridgelines and in gullies and bowls above the tree line. Over a wide area new snow and wind slabs are lying on the smooth surface of an old snowpack, especially above approximately 1900 m.

The old snowpack is moist, in particular in the south, as well as in the other regions in particular at low and intermediate altitudes. Faceted weak layers exist in the centre of the snowpack.

Tendency

Over a wide area 15 to 30 cm of snow will fall on Wednesday above approximately 1000 m. Gradual increase in avalanche danger as the snowfall becomes more intense.



Danger Level 3 - Considerable



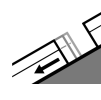
Tendency: Constant avalanche danger →
 on Wednesday 10 02 2021



Wind-drifted snow



Treeline



Gliding snow



2400m



Persistent weak layer



2000m

A critical avalanche situation will persist in some cases.

High altitudes and the high Alpine regions: The fresh snow and in particular the sometimes deep wind slabs can be released easily, or, in isolated cases naturally in all aspects. The number and size of avalanche prone locations will increase with altitude. On extremely steep sunny slopes individual loose snow avalanches are possible. Avalanches can also penetrate deep layers and reach dangerously large size. Weak layers in the upper part of the snowpack can still be released in some places by individual winter sport participants in particular in areas where the snow cover is rather shallow.

Low and intermediate altitudes: A substantial danger of gliding avalanches exists. Areas with glide cracks are to be avoided as far as possible.

In the regions exposed to heavier precipitation the avalanche prone locations are more prevalent and larger. Extensive experience in the assessment of avalanche danger is required.

Snowpack

Danger patterns

dp.6: cold, loose snow and wind

dp.2: gliding snow

20 to 40 cm of snow, and up to 70 cm in some localities, has fallen since Saturday above approximately 1800 m. The fresh wind slabs are lying on soft layers in all aspects above the tree line. The snowpack is moist, in particular at low and intermediate altitudes.

Avalanche prone weak layers exist in the centre of the snowpack in all aspects, in particular above approximately 2000 m.

Tendency

Fresh wind slabs require caution. In addition a latent danger of gliding avalanches exists.



Danger Level 3 - Considerable



Tendency: Increasing avalanche danger
 on Wednesday 10 02 2021



Wind-drifted
 snow



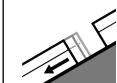
Treeline



Wet snow



2200m



Gliding snow



2200m

As a consequence of new snow and wind a considerable avalanche danger will persist. The fresh wind slabs can as before be released, even by small loads in isolated cases.

20 to 40 cm of snow has fallen since Saturday above approximately 1800 m. The new snow and wind slabs of the last few days remain for the foreseeable future prone to triggering in all aspects and generally above the tree line, especially on very steep slopes, as well as at transitions from a shallow to a deep snowpack.

The avalanches can be released by small loads and reach medium size.

In addition a latent danger of gliding avalanches and moist snow slides exists. As the day progresses individual medium-sized moist slab avalanches are possible. They can also penetrate deep layers and reach quite a large size.

Experience in the assessment of avalanche danger is important. Areas with glide cracks are to be avoided as far as possible.

Snowpack

Danger patterns

dp.6: cold, loose snow and wind

dp.3: rain

As a consequence of new snow and a strong southwesterly wind, wind slabs formed, in particular adjacent to ridgelines and in gullies and bowls above the tree line. Over a wide area new snow and wind slabs are lying on the smooth surface of an old snowpack, especially above approximately 1900 m.

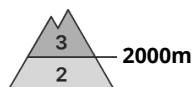
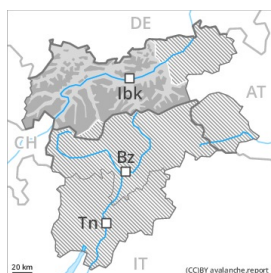
The old snowpack is moist, in particular in the south, as well as in the other regions in particular at low and intermediate altitudes. Faceted weak layers exist in the centre of the snowpack.

Tendency

Over a wide area 15 to 30 cm of snow will fall on Wednesday above approximately 1000 m. Gradual increase in avalanche danger as the snowfall becomes more intense.



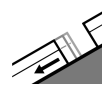
Danger Level 3 - Considerable



Tendency: Constant avalanche danger →
 on Wednesday 10 02 2021



Persistent weak layer



Gliding snow



In some places avalanches can be released in the weakly bonded old snow and reach large size.

Avalanches can be released in the weakly bonded old snow by a single winter sport participant. This applies above approximately 2000 m, especially in areas where the snow cover is rather shallow, as well as at transitions from a shallow to a deep snowpack. Between approximately 2000 and 2300 m the avalanche prone locations are more prevalent and the danger is slightly greater. Avalanches can penetrate deep layers and reach dangerously large size.

As a consequence of new snow and a strong to storm force wind, sometimes avalanche prone wind slabs formed. The avalanche prone locations are to be found in particular on near-ridge shady slopes at high altitudes and in high Alpine regions.

In addition an appreciable danger of gliding avalanches exists. This applies in particular in the west and in the northwest. Areas with glide cracks are to be avoided.

Experience and restraint are required.

Snowpack

Danger patterns

dp.6: cold, loose snow and wind

dp.7: snow-poor zones in snow-rich surrounding

Over a wide area 5 to 10 cm of snow, and up to 20 cm in some localities, has fallen above approximately 1000 m.

The fresh wind slabs are lying on soft layers in particular on shady slopes at high altitude.

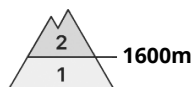
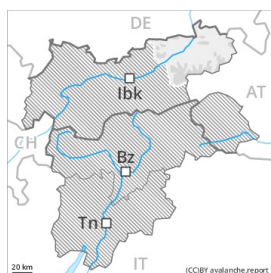
Avalanche prone weak layers exist in the centre of the snowpack, especially between approximately 2000 and 2300 m in all aspects. Stability tests confirm the existence of a weak snowack.

Tendency

As a consequence of new snow and wind, further wind slabs will form.



Danger Level 2 - Moderate



Tendency: Constant avalanche danger →
on Wednesday 10 02 2021



Wind-drifted
snow



Fresh wind slabs require caution.

As a consequence of new snow and a strong to storm force wind, sometimes avalanche prone wind slabs formed. The avalanche prone locations are to be found in particular on near-ridge shady slopes at high altitudes and in high Alpine regions. Such avalanche prone locations are clearly recognisable to the trained eye.

Weak layers in the old snowpack can still be released in some places by individual winter sport participants. This applies in particular in the southwest between approximately 2000 and 2300 m on shady slopes, especially at transitions from a shallow to a deep snowpack.

Snowpack

Danger patterns

dp.6: cold, loose snow and wind

dp.7: snow-poor zones in snow-rich surrounding

Over a wide area 5 to 10 cm of snow, and up to 20 cm in some localities, has fallen above approximately 1000 m. The fresh wind slabs are lying on soft layers in particular on shady slopes at high altitude.

Individual weak layers exist in the bottom section of the snowpack.

At low altitude a little snow is lying.

Tendency

Fresh wind slabs represent the main danger.