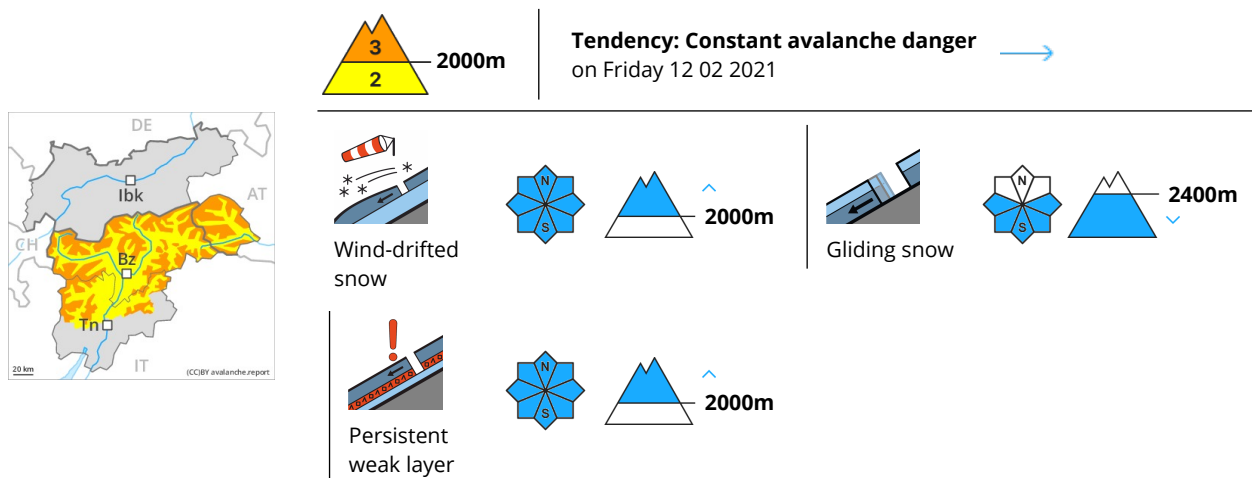


Danger Level 3 - Considerable



Fresh wind slabs represent the main danger. Gliding snow requires caution.

High altitudes and the high Alpine regions: The fresh snow and in particular the sometimes deep wind slabs can be released easily in all aspects. The number and size of avalanche prone locations will increase with altitude. On extremely steep sunny slopes individual loose snow avalanches are possible. Avalanches can also penetrate deep layers and reach dangerously large size. Weak layers in the upper part of the snowpack can still be released in some places by individual winter sport participants in particular in areas where the snow cover is rather shallow.

Low and intermediate altitudes: A latent danger of gliding avalanches exists. Areas with glide cracks are to be avoided as far as possible. As a consequence of a sometimes strong northerly foehn wind, sometimes avalanche prone wind slabs will form in the course of the day also below the tree line.

Snowpack

Danger patterns

dp.6: cold, loose snow and wind

dp.2: gliding snow

2 to 10 cm of snow, and even more in some localities, fell on Wednesday above approximately 1500 m. The fresh wind slabs are lying on soft layers in all aspects above the tree line.

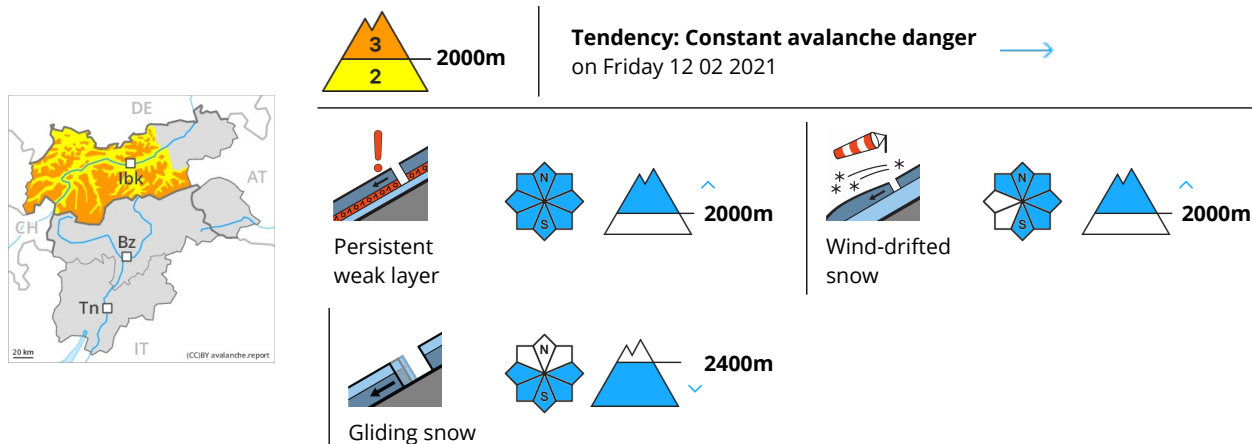
The old snowpack is moist, in particular at low and intermediate altitudes.

Avalanche prone weak layers exist in the centre of the snowpack in all aspects, in particular above approximately 2000 m.

Tendency

Fresh wind slabs require caution. In addition a latent danger of gliding avalanches exists.

Danger Level 3 - Considerable



In some places avalanches can be released in the weakly bonded old snow and reach large size. Fresh wind slabs require caution.

Avalanches can be released in the weakly bonded old snow by a single winter sport participant. This applies above approximately 2000 m, especially in areas where the snow cover is rather shallow, as well as at transitions from a shallow to a deep snowpack. Between approximately 2000 and 2400 m the avalanche prone locations are more prevalent and the danger is slightly greater. Avalanches can penetrate deep layers and reach dangerously large size.

As a consequence of new snow and a strong to storm force wind, sometimes avalanche prone wind slabs formed. The avalanche prone locations are to be found in particular on near-ridge shady slopes at high altitudes and in high Alpine regions.

In addition an appreciable danger of gliding avalanches exists. This applies in particular in the west and in the northwest. Areas with glide cracks are to be avoided.

Experience and restraint are required.

Snowpack

Danger patterns

dp.6: cold, loose snow and wind

dp.7: snow-poor zones in snow-rich surrounding

Over a wide area in some regions up to 15 cm of snow, and even more in some localities, has fallen above approximately 1000 m.

The fresh wind slabs are lying on soft layers in particular on shady slopes at high altitude.

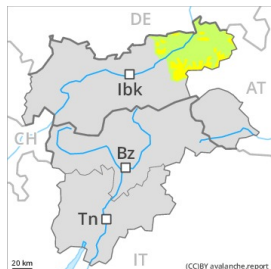
Avalanche prone weak layers exist in the centre of the snowpack, especially between approximately 2000 and 2400 m in all aspects. Stability tests confirm the existence of a weak snowpack.

Tendency

Hardly any decrease in avalanche danger as the temperature drops.



Danger Level 2 - Moderate



Tendency: Constant avalanche danger →

on Friday 12 02 2021



Wind-drifted
snow



Fresh wind slabs require caution.

As a consequence of new snow and a strong to storm force wind, sometimes avalanche prone wind slabs formed. The avalanche prone locations are to be found in particular on near-ridge shady slopes at high altitudes and in high Alpine regions. Such avalanche prone locations are clearly recognisable to the trained eye.

Weak layers in the old snowpack can still be released in some places by individual winter sport participants. This applies in particular in the southwest between approximately 2000 and 2400 m on shady slopes, especially at transitions from a shallow to a deep snowpack.

Snowpack

Danger patterns

dp.6: cold, loose snow and wind

dp.7: snow-poor zones in snow-rich surrounding

Over a wide area 5 to 10 cm of snow, and up to 20 cm in some localities, has fallen above approximately 1000 m. The fresh wind slabs are lying on soft layers in particular on shady slopes at high altitude.

Individual weak layers exist in the bottom section of the snowpack.

At low altitude a little snow is lying.

Tendency

Hardly any decrease in avalanche danger as the temperature drops.