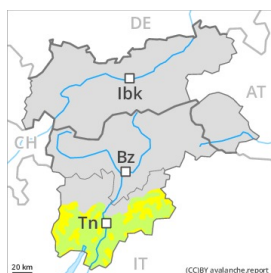


Danger Level 2 - Moderate

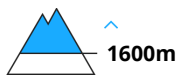


Tendency: Constant avalanche danger →

on Sunday 07 03 2021



Wind-drifted
snow



Wind slabs adjacent to ridgelines and in pass areas.

As a consequence of new snow and a moderate wind, sometimes avalanche prone wind slabs formed. Caution is to be exercised in particular adjacent to ridgelines, as well as in gullies and bowls, and behind abrupt changes in the terrain above approximately 1600 m. Such avalanche prone locations are clearly recognisable to the trained eye.

Dry avalanches can in very isolated cases be released in deeper layers. This applies on extremely steep shady slopes above approximately 2300 m at transitions from a shallow to a deep snowpack.

Snowpack

Danger patterns

dp.6: cold, loose snow and wind

In some localities in some regions 10 cm of snow, and even more in some localities, will fall above approximately 1600 m. The new snow and wind slabs are lying on soft layers on shady slopes above approximately 2000 m. Sunny slopes: New snow and wind slabs are lying on a hard crust.

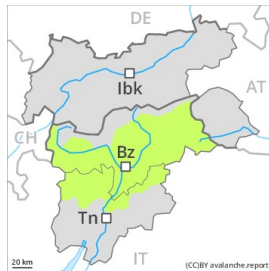
The old snowpack will be stable over a wide area.

Isolated avalanche prone weak layers exist in the old snowpack. This applies on shady slopes above approximately 2300 m.

Tendency

Fresh wind slabs represent the main danger. As a consequence of solar radiation only isolated loose snow avalanches are to be expected, but they will be mostly small.

Danger Level 1 - Low



Tendency: Constant avalanche danger →
on Sunday 07 03 2021

Outgoing longwave radiation during the night will be good. Currently there are favourable conditions.

Dry avalanches can be released in deeper layers in very isolated cases. This applies on extremely steep shady slopes above approximately 2300 m at transitions from a shallow to a deep snowpack.

Ortler Range: As a consequence of new snow and a moderate to strong northwesterly wind, mostly small wind slabs formed on Friday in particular adjacent to ridgelines.

Snowpack

The snowpack will be stable over a wide area. The surface of the snowpack has frozen to form a strong crust and will hardly soften at all. In steep terrain there is a danger of falling on the hard snow surface. Isolated avalanche prone weak layers exist in the old snowpack. This applies on shady slopes above approximately 2300 m.

Tendency

Currently there are generally favourable conditions.