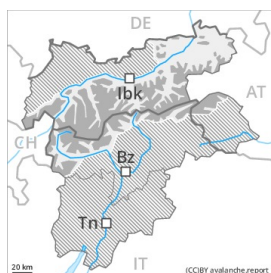


Danger Level 3 - Considerable



Tendency: Constant avalanche danger →
on Monday 22 03 2021



Wind-drifted
snow



Treeline

Fresh wind slabs require caution.

As a consequence of a sometimes storm force northerly wind, easily released wind slabs will form on Sunday in particular in gullies and bowls and behind abrupt changes in the terrain. Caution is to be exercised on steep slopes in all aspects above the tree line. In some cases avalanches are large. The number and size of avalanche prone locations will increase with altitude. They are sometimes covered with new snow and are barely recognisable because of the poor visibility. Backcountry touring calls for experience in the assessment of avalanche danger.

Snowpack

Danger patterns

dp.6: cold, loose snow and wind

dp.4: cold following warm / warm following cold

In some regions up to 10 cm of snow will fall from the afternoon, in particular in the north and in the northeast.

The fresh wind slabs are lying on soft layers in all aspects above the tree line. The wind slabs are bonding only slowly with the old snowpack, in particular on shady slopes. Whumpfung sounds and the formation of shooting cracks when stepping on the snowpack and stability tests confirm this situation.

The snowpack will be subject to considerable local variations at high altitudes and in high Alpine regions. Snow depths vary greatly, depending on the influence of the wind. In gullies and bowls, and behind abrupt changes in the terrain a lot of snow is lying.

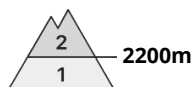
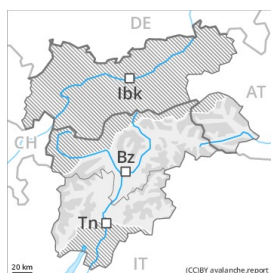
The old snowpack will be stable over a wide area.

Tendency

Wind slabs represent the main danger.



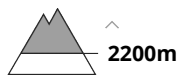
Danger Level 2 - Moderate



Tendency: Constant avalanche danger →
on Monday 22 03 2021



Wind-drifted
snow



Fresh and older wind slabs represent the main danger.

The sometimes avalanche-prone wind slabs are to be evaluated with care and prudence in all aspects, caution is to be exercised in particular on steep shady slopes above approximately 2200 m, as well as adjacent to ridgelines and in gullies and bowls. Here the likelihood of avalanches is higher. In isolated cases avalanches are medium-sized. The avalanche prone locations are clearly recognisable to the trained eye. In steep terrain there is a danger of falling on the hard snow surface.

Snowpack

Danger patterns

dp.6: cold, loose snow and wind

The sometimes storm force wind will transport the loosely bonded old snow. The wind slabs are bonding only slowly with the old snowpack, especially on steep, little used shady slopes.

The snowpack will be subject to considerable local variations at high altitudes and in high Alpine regions. Snow depths vary greatly, depending on the influence of the wind. In gullies and bowls, and behind abrupt changes in the terrain a lot of snow is lying.

The old snowpack will be stable over a wide area.

Tendency

Fresh wind slabs represent the main danger.