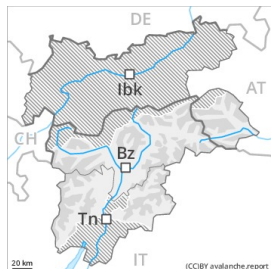




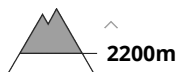
Danger Level 2 - Moderate



Tendency: Constant avalanche danger →
on Friday 26 03 2021



Wind-drifted
snow



The somewhat older wind slabs represent the main danger.

The sometimes avalanche-prone wind slabs are to be evaluated with care and prudence in particular on northwest to north to northeast facing aspects, caution is to be exercised in particular above approximately 2200 m, as well as adjacent to ridgelines and in gullies and bowls. In isolated cases avalanches are medium-sized. At elevated altitudes the avalanche prone locations are more prevalent and larger. The avalanche prone locations are easy to recognise.

In steep terrain there is a danger of falling on the hard snow surface.

Snowpack

Danger patterns

dp.6: cold, loose snow and wind

The sometimes storm force wind has transported the fresh and old snow. The wind slabs are bonding only slowly with the old snowpack, especially on steep, little used shady slopes.

The snowpack will be subject to considerable local variations at high altitudes and in high Alpine regions.

Snow depths vary greatly, depending on the influence of the wind. In gullies and bowls, and behind abrupt changes in the terrain a lot of snow is lying.

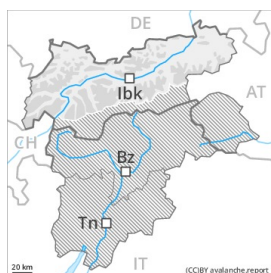
The old snowpack will be stable over a wide area.

Tendency

Wind slabs require caution.



Danger Level 2 - Moderate



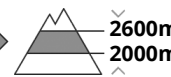
Tendency: Constant avalanche danger →
 on Friday 26 03 2021



Wind-drifted snow



Persistent weak layer



Wind slabs and weakly bonded old snow require caution.

As a consequence of a sometimes storm force northerly wind, sometimes avalanche prone wind slabs formed in particular in gullies and bowls and behind abrupt changes in the terrain, in particular adjacent to ridgelines on steep west, north and east facing slopes above approximately 2000 m. These can be released, especially by large additional loads. The number and size of avalanche prone locations will increase with altitude.

Avalanches can additionally be released in the weakly bonded old snow, mostly by large additional loads. Caution is to be exercised in particular in areas where the snow cover is rather shallow on very steep shady slopes between approximately 2000 and 2400 m. Backcountry touring calls for experience in the assessment of avalanche danger.

More gliding avalanches are possible, especially on steep grassy slopes below approximately 2400 m. Areas with glide cracks are to be avoided. As a consequence of solar radiation individual loose snow avalanches are possible, especially on rocky sunny slopes.

Snowpack

Danger patterns

dp.6: cold, loose snow and wind

dp.4: cold following warm / warm following cold

The fresh and somewhat older wind slabs are lying on soft layers in particular on west to north to east facing aspects above approximately 2000 m. The wind slabs are bonding only slowly with the old snowpack, in particular on shady slopes. Field observations and released avalanches confirm this situation. The wind slabs are lying on a crust in particular on steep sunny slopes.

The snowpack will be subject to considerable local variations at high altitudes and in high Alpine regions. Snow depths vary greatly, depending on the influence of the wind. In gullies and bowls, and behind abrupt changes in the terrain a lot of snow is lying.

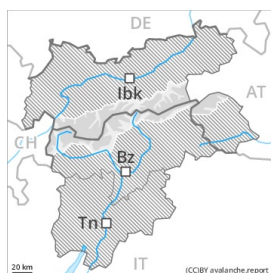
The old snowpack will be stable over a wide area.

Tendency

Weakly bonded old snow requires caution.



Danger Level 2 - Moderate



Tendency: Constant avalanche danger →
on Friday 26 03 2021



Wind-drifted
snow



Wind slabs require caution.

As a consequence of a strong northerly wind, sometimes avalanche prone wind slabs formed in the last few days in particular in gullies and bowls and behind abrupt changes in the terrain. This applies in particular on steep west, north and east facing slopes above approximately 2200 m. Avalanches are medium-sized and can be released even by a single winter sport participant. The number and size of avalanche prone locations will increase with altitude. They are easy to recognise.

Individual loose snow avalanches are possible, in particular on extremely steep sunny slopes. Individual gliding avalanches can also occur. This applies in particular in the regions with a lot of snow on steep grassy slopes below approximately 2400 m.

In steep terrain there is a danger of falling on the hard snow surface. Backcountry touring calls for meticulous route selection.

Snowpack

Danger patterns

dp.6: cold, loose snow and wind

dp.4: cold following warm / warm following cold

The fresh and somewhat older wind slabs are lying on soft layers in particular on west to north to east facing aspects above approximately 2200 m. The wind slabs are bonding only slowly with the old snowpack, in particular on shady slopes.

The snowpack will be subject to considerable local variations at high altitudes and in high Alpine regions. Snow depths vary greatly, depending on the influence of the wind. In gullies and bowls, and behind abrupt changes in the terrain a lot of snow is lying.

The old snowpack will be stable over a wide area.

Tendency

The weather conditions will foster a gradual decrease in the avalanche danger. Wind slabs require caution.