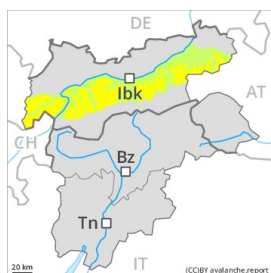
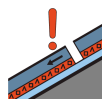




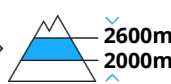
Danger Level 2 - Moderate



Tendency: Constant avalanche danger →
 on Saturday 27 03 2021



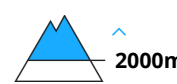
Persistent weak layer



2600m
2000m



Wind-drifted snow



2000m

Weakly bonded old snow represents the main danger.

Avalanches can in some places be released in the weakly bonded old snow, mostly by large additional loads. Caution is to be exercised in particular in areas where the snow cover is rather shallow on very steep shady slopes between approximately 2000 and 2600 m. Backcountry touring calls for defensive route selection, especially on steep, little used shady slopes between approximately 2000 and 2600 m.

As a consequence of a sometimes storm force northerly wind, sometimes avalanche prone wind slabs formed in the last few days in particular in gullies and bowls and behind abrupt changes in the terrain, in particular adjacent to ridgelines on steep west, north and east facing slopes above approximately 2000 m. These can be released, especially by large additional loads. The number and size of avalanche prone locations will increase with altitude.

More gliding avalanches are possible, especially on steep grassy slopes below approximately 2400 m. Areas with glide cracks are to be avoided. As a consequence of warming during the day and solar radiation individual loose snow avalanches are possible, but they can be quite large, especially on rocky sunny slopes.

Snowpack

Danger patterns

dp.7: snow-poor zones in snow-rich surrounding

dp.4: cold following warm / warm following cold

The fresh and somewhat older wind slabs are lying on soft layers in particular on west to north to east facing aspects above approximately 2000 m. The wind slabs are bonding only slowly with the old snowpack, in particular on shady slopes. Field observations and released avalanches confirm this situation. The wind slabs are lying on a crust in particular on steep sunny slopes.

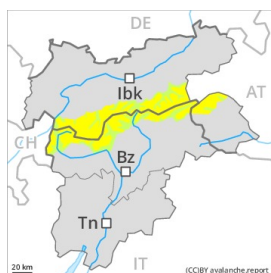
The snowpack will be subject to considerable local variations at high altitudes and in high Alpine regions. Snow depths vary greatly, depending on the influence of the wind. In gullies and bowls, and behind abrupt changes in the terrain a lot of snow is lying.

The old snowpack will be stable over a wide area.

Tendency

Weakly bonded old snow requires caution.

Danger Level 2 - Moderate



Tendency: Constant avalanche danger →
on Saturday 27 03 2021



Wind-drifted
snow



Wind slabs require caution.

As a consequence of a strong northerly wind, sometimes avalanche prone wind slabs formed in the last few days in particular in gullies and bowls and behind abrupt changes in the terrain. This applies in particular on steep west, north and east facing slopes above approximately 2400 m. Avalanches are medium-sized and can be released even by a single winter sport participant. The number and size of avalanche prone locations will increase with altitude. They are easy to recognise.

More loose snow avalanches are possible, in particular on extremely steep sunny slopes.

In steep terrain there is a danger of falling on the hard snow surface. Backcountry touring calls for meticulous route selection.

Snowpack

Danger patterns

dp.6: cold, loose snow and wind

The fresh and somewhat older wind slabs are lying on soft layers in particular on west to north to east facing aspects above approximately 2400 m. The wind slabs are bonding only slowly with the old snowpack, in particular on shady slopes.

The snowpack will be subject to considerable local variations at high altitudes and in high Alpine regions.

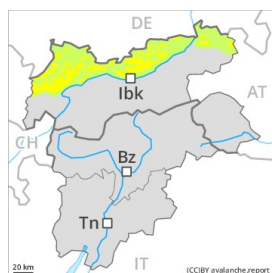
Snow depths vary greatly, depending on the influence of the wind. In gullies and bowls, and behind abrupt changes in the terrain a lot of snow is lying.

The old snowpack will be stable over a wide area.

Tendency

Wind slabs require caution.

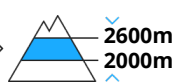
Danger Level 2 - Moderate



Tendency: Constant avalanche danger →
 on Saturday 27 03 2021



Persistent weak layer



2600m
2000m



Wind-drifted snow



2000m

Weakly bonded old snow represents the main danger.

Avalanches can in very isolated cases be released in the weakly bonded old snow by small loads. Caution is to be exercised in particular in areas where the snow cover is rather shallow on steep, little used shady slopes between approximately 2000 and 2600 m. In very isolated cases avalanches are quite large. Backcountry touring calls for defensive route selection.

As a consequence of a sometimes storm force northerly wind, sometimes avalanche prone wind slabs formed in the last few days in particular in gullies and bowls and behind abrupt changes in the terrain, in particular adjacent to ridgelines on steep shady slopes above approximately 2000 m. These can be released, especially by large additional loads. The number and size of avalanche prone locations will increase with altitude.

More gliding avalanches are possible, especially on steep grassy slopes below approximately 2400 m. Areas with glide cracks are to be avoided. As a consequence of warming during the day and solar radiation loose snow avalanches are possible, even large ones in isolated cases, especially on rocky sunny slopes.

Snowpack

Danger patterns

dp.7: snow-poor zones in snow-rich surrounding

dp.4: cold following warm / warm following cold

The fresh and somewhat older wind slabs are lying on soft layers in particular on west to north to east facing aspects above approximately 2000 m. The wind slabs are bonding only slowly with the old snowpack, in particular on shady slopes. Field observations and released avalanches confirm this situation. The wind slabs are lying on a crust in particular on steep sunny slopes.

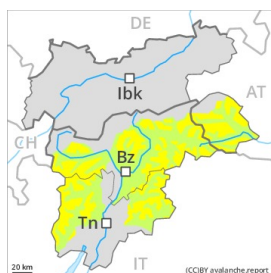
The snowpack will be subject to considerable local variations at high altitudes and in high Alpine regions. Snow depths vary greatly, depending on the influence of the wind. In gullies and bowls, and behind abrupt changes in the terrain a lot of snow is lying.

The old snowpack will be stable over a wide area.

Tendency

Weakly bonded old snow requires caution.

Danger Level 2 - Moderate

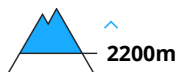


Tendency: Constant avalanche danger →

on Saturday 27 03 2021



Wind-drifted
snow



Old wind slabs represent the main danger.

The sometimes avalanche-prone wind slabs are to be evaluated with care and prudence in particular on northwest to north to northeast facing aspects. Caution is to be exercised in particular above approximately 2200 m, as well as adjacent to ridgelines and in gullies and bowls. In isolated cases avalanches are medium-sized. At elevated altitudes the avalanche prone locations are more prevalent and larger. These places are easy to recognise.

In steep terrain there is a danger of falling on the hard snow surface.

Snowpack

Danger patterns

dp.6: cold, loose snow and wind

The sometimes storm force wind has transported the fresh and old snow. The wind slabs are bonding only slowly with the old snowpack, especially on steep, little used shady slopes.

The snowpack will be subject to considerable local variations at high altitudes and in high Alpine regions.

Snow depths vary greatly, depending on the influence of the wind. In gullies and bowls, and behind abrupt changes in the terrain a lot of snow is lying.

The old snowpack will be stable over a wide area.

Tendency

Wind slabs require caution.