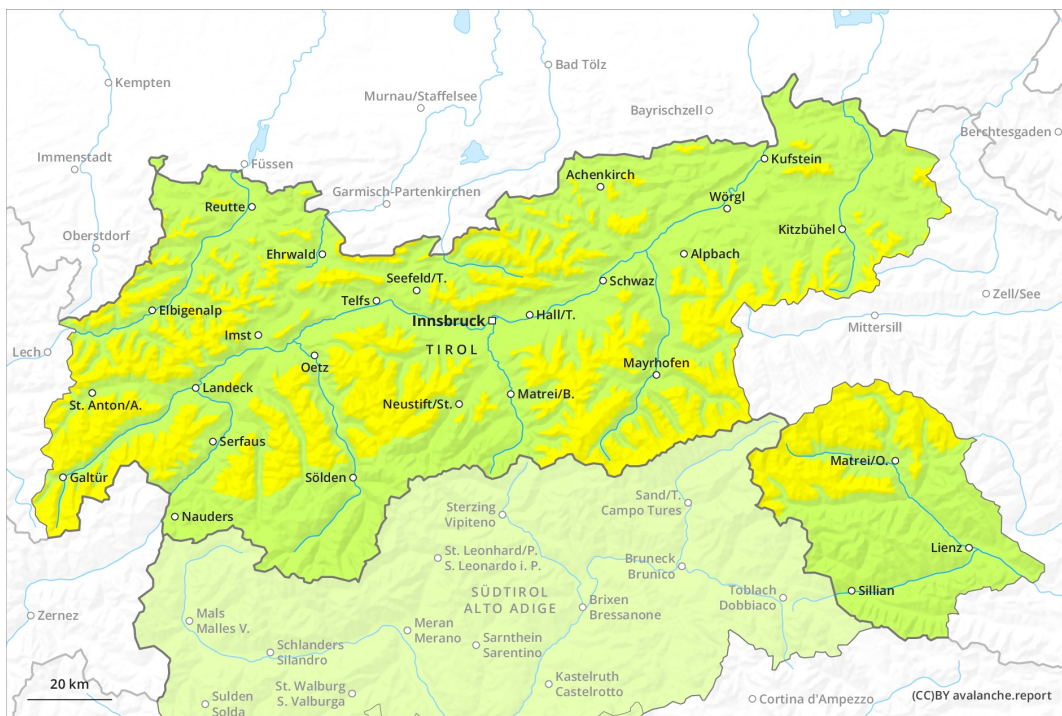
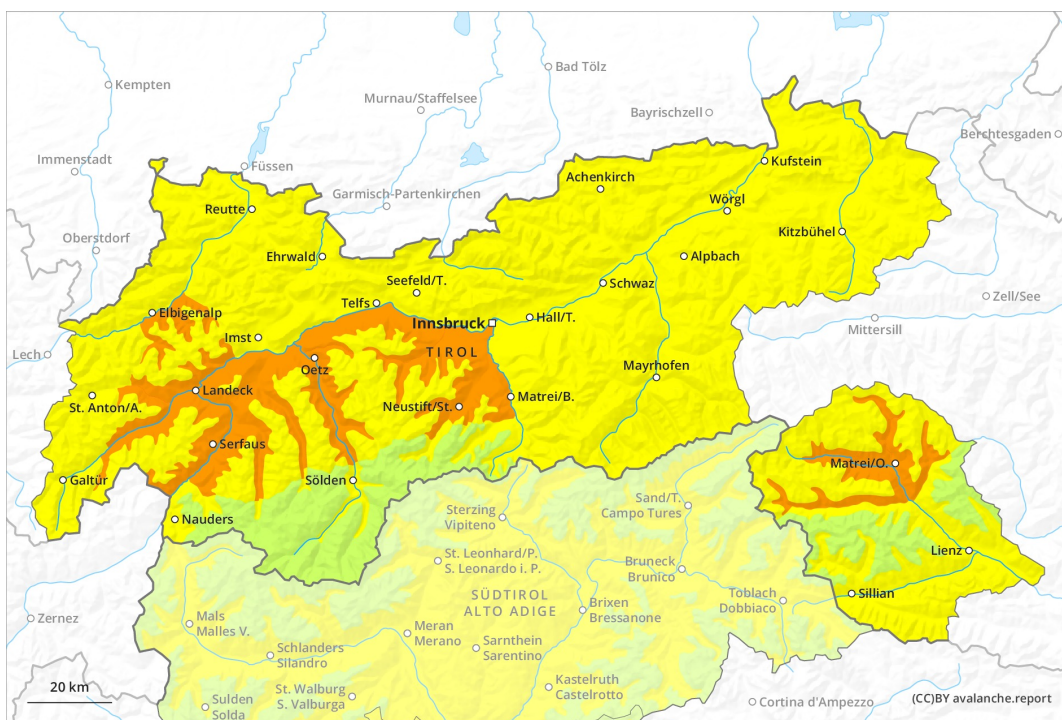




AM



PM



Danger Level 3 - Considerable

AM:



Tendency: Constant avalanche danger →
 on Tuesday 30 03 2021



PM:



Tendency: Constant avalanche danger →
 on Tuesday 30 03 2021



Weakly bonded old snow represents the main danger. Increase in avalanche danger as a consequence of warming during the day and solar radiation.

Individual avalanche prone locations for dry avalanches are to be found in particular on very steep northwest, north and northeast facing slopes between approximately 2000 and 2600 m. Caution is to be exercised in particular on little-used, rather lightly snow-covered slopes, also adjacent to ridgelines. As a consequence of warming during the day and solar radiation these avalanche prone locations will become more prevalent in the afternoon. They are to be found also on very steep east and west facing slopes between approximately 2000 and 2600 m. In very isolated cases avalanches are quite large. Backcountry touring calls for a certain restraint.

Afternoon: As a consequence of warming during the day and solar radiation there will be an increase in the danger of wet and gliding avalanches. This applies on very steep sunny slopes below approximately 2600 m. Wet avalanches can in some places be released in near-surface layers by a single winter sport participant. In addition in the afternoon on east, south and west facing slopes, individual medium-sized natural wet avalanches are possible.

Snowpack

Danger patterns

dp.7: snow-poor zones in snow-rich surrounding

dp.10: springtime scenario

Somewhat older wind slabs are lying on weak layers in particular on northwest to north to northeast facing aspects. This applies in particular between approximately 2000 and 2600 m. They are bonding only slowly with the old snowpack. Field observations and released avalanches confirm this situation.

In very isolated cases weak layers exist in the bottom section of the old snowpack adjacent to ridgelines, also in areas where the snow cover is rather shallow at elevated altitudes.

Outgoing longwave radiation during the night will be good. On sunny slopes the snowpack will soften



during the day.

Tendency

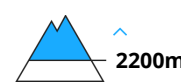
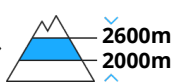
Weakly bonded old snow requires caution. Increase in avalanche danger as a consequence of warming during the day and solar radiation.

Danger Level 3 - Considerable

AM:




Tendency: Constant avalanche danger →
 on Tuesday 30 03 2021



PM:



Tendency: Constant avalanche danger →
 on Tuesday 30 03 2021



Weakly bonded old snow represents the main danger. Increase in avalanche danger as a consequence of warming during the day and solar radiation.

Individual avalanche prone locations for dry avalanches are to be found in particular on very steep northwest, north and northeast facing slopes between approximately 2000 and 2600 m. Caution is to be exercised in particular on little-used, rather lightly snow-covered slopes, also adjacent to ridgelines. As a consequence of warming during the day and solar radiation these avalanche prone locations will become more prevalent in the afternoon. They are to be found also on very steep east and west facing slopes between approximately 2000 and 2600 m. In very isolated cases avalanches are quite large. Backcountry touring calls for a certain restraint.

Afternoon: As a consequence of warming during the day and solar radiation there will be an increase in the danger of wet and gliding avalanches. This applies on very steep sunny slopes below approximately 2600 m. Wet avalanches can in some places be released in near-surface layers by a single winter sport participant. In addition in the afternoon on east, south and west facing slopes, individual medium-sized natural wet avalanches are possible.

Snowpack

Danger patterns

dp.7: snow-poor zones in snow-rich surrounding

dp.10: springtime scenario

Somewhat older wind slabs are lying on weak layers in particular on northwest to north to northeast facing aspects. This applies in particular between approximately 2000 and 2600 m. They are bonding only slowly with the old snowpack. Field observations and released avalanches confirm this situation.

In very isolated cases weak layers exist in the bottom section of the old snowpack adjacent to ridgelines, also in areas where the snow cover is rather shallow at elevated altitudes.

Outgoing longwave radiation during the night will be good. On sunny slopes the snowpack will soften



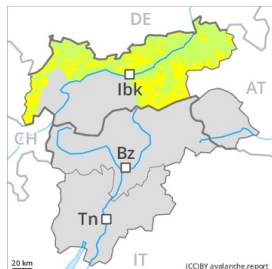
during the day.

Tendency

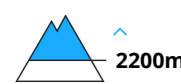
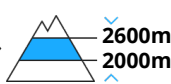
Weakly bonded old snow requires caution. Increase in avalanche danger as a consequence of warming during the day and solar radiation.

Danger Level 2 - Moderate

AM:



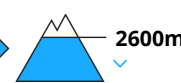
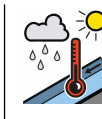
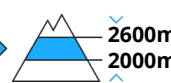
Tendency: Increasing avalanche danger
 on Tuesday 30 03 2021



PM:



Tendency: Increasing avalanche danger
 on Tuesday 30 03 2021



Weakly bonded old snow represents the main danger. Gradual increase in avalanche danger as a consequence of warming during the day and solar radiation.

Individual avalanche prone locations for dry avalanches are to be found in particular on very steep northwest, north and northeast facing slopes between approximately 2000 and 2600 m. Caution is to be exercised in particular on little-used, rather lightly snow-covered slopes, also adjacent to ridgelines. As a consequence of warming during the day and solar radiation these avalanche prone locations will become more prevalent in the afternoon. They are to be found also on very steep east and west facing slopes between approximately 2000 and 2600 m. In very isolated cases avalanches are quite large. Backcountry touring calls for a certain restraint.

Afternoon: As a consequence of warming during the day and solar radiation there will be only a slight increase in the danger of gliding avalanches and moist snow slides. This applies on extremely steep sunny slopes below approximately 2600 m.

Snowpack

Danger patterns

dp.7: snow-poor zones in snow-rich surrounding

dp.10: springtime scenario

Somewhat older wind slabs are lying on weak layers in particular on northwest to north to northeast facing aspects. This applies in particular between approximately 2000 and 2600 m. They are bonding only slowly with the old snowpack. Field observations and released avalanches confirm this situation.

In very isolated cases weak layers exist in the bottom section of the old snowpack adjacent to ridgelines, also in areas where the snow cover is rather shallow at elevated altitudes.

Outgoing longwave radiation during the night will be good. On sunny slopes the snowpack will soften during the day.



Tendency

Weakly bonded old snow requires caution. Increase in avalanche danger as a consequence of warming during the day and solar radiation.

Danger Level 2 - Moderate

AM:



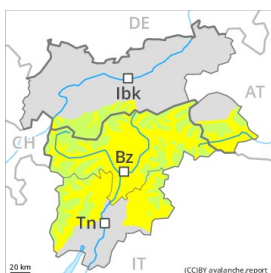
Tendency: Increasing avalanche danger
 on Tuesday 30 03 2021



Wind-drifted
 snow



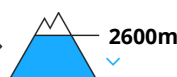
PM:



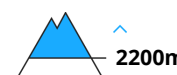
Tendency: Increasing avalanche danger
 on Tuesday 30 03 2021



Wet snow



Wind-drifted
 snow



A quite favourable avalanche situation will be encountered over a wide area. Gradual increase in avalanche danger as a consequence of warming during the day and solar radiation.

Early and late morning: The fresh and older wind slabs represent the main danger. These avalanche prone locations are rather rare. At elevated altitudes the avalanche prone locations are more prevalent. Caution is to be exercised in particular adjacent to ridgelines above approximately 2200 m on very steep shady slopes, also at transitions from a shallow to a deep snowpack, when entering gullies and bowls for example.

Afternoon: As a consequence of warming during the day and solar radiation there will be only a slight increase in the danger of moist avalanches. This applies on extremely steep sunny slopes below approximately 2600 m.

Snowpack

Danger patterns

dp.6: cold, loose snow and wind

dp.10: springtime scenario

Fresh and somewhat older wind slabs are lying on soft layers on shady slopes above approximately 2200 m, especially on steep, little used slopes.

Outgoing longwave radiation during the night will be quite good. In steep terrain there is a danger of falling on the hard snow surface. On sunny slopes the snowpack will soften during the day.

The old snowpack will be in most cases stable. Isolated avalanche prone weak layers exist deep in the old snowpack adjacent to ridgelines, also in areas where the snow cover is rather shallow at elevated altitudes.

Tendency



A clear night will be followed by favourable avalanche conditions over a wide area. The avalanche danger will increase during the day.